
**UNITED STATES OF AMERICA
BEFORE THE
FEDERAL ENERGY REGULATORY COMMISSION**

**NORTH AMERICAN ELECTRIC
RELIABILITY CORPORATION**

)
)

Docket No. RM11-20-000

**COMPLIANCE FILING OF THE
NORTH AMERICAN ELECTRIC RELIABILITY CORPORATION
IN RESPONSE TO ORDER NO. 763 ON AUTOMATIC UNDERFREQUENCY LOAD
SHEDDING AND LOAD SHEDDING PLANS RELIABILITY STANDARDS**

Gerald W. Cauley
President and Chief Executive Officer
3353 Peachtree Road NE
Suite 600, North Tower
Atlanta, GA 30326

Charles A. Berardesco
Senior Vice President, General Counsel, and
Corporate Secretary
North American Electric Reliability
Corporation
1325 G Street, N.W., Suite 600
Washington, D.C. 20005
(202) 400-3000
(202) 644-8099 facsimile
charlie.berardesco@nerc.net

Holly A. Hawkins
Assistant General Counsel for Standards and
Critical Infrastructure Protection

Willie Phillips
Attorney
North American Electric Reliability
Corporation
1325 G Street, N.W., Suite 600
Washington, D.C. 20005
(202) 400-3000
(202) 644-8099 facsimile
holly.hawkins@nerc.net
willie.phillips@nerc.net

August 9, 2012

**UNITED STATES OF AMERICA
BEFORE THE
FEDERAL ENERGY REGULATORY COMMISSION**

NORTH AMERICAN ELECTRIC) **Docket No. RM11-20-000**
RELIABILITY CORPORATION)

**COMPLIANCE FILING OF THE
NORTH AMERICAN ELECTRIC RELIABILITY CORPORATION
IN RESPONSE TO ORDER NO. 763 ON AUTOMATIC UNDERFREQUENCY LOAD
SHEDDING AND LOAD SHEDDING PLANS RELIABILITY STANDARDS**

On March 31, 2011, the North American Electric Reliability Corporation (“NERC”) filed a petition pursuant to section 215(d)(1) of the Federal Power Act and section 39.5 of the Federal Energy Regulatory Commission’s (“FERC” or the “Commission”) regulations¹ requesting approval of Reliability Standards PRC-006-1 (Automatic Underfrequency Load Shedding) and EOP-003-2 (Load Shedding Plans).² On October 20, 2011, the Commission issued a Notice of Proposed Rulemaking (“NOPR”).³

On May 7, 2012, the Commission issued Order No. 763 approving Reliability Standards PRC-006-1 and EOP-003-2, and directing NERC to file revisions to one Violation Severity Level (“VSL”) for Reliability Standard PRC-006-1, Requirement R8, and one Violation Risk Factor (“VRF”) for PRC-006-1, Requirement R5.⁴ The order also directed NERC to make revisions to future versions of Requirement R9 of PRC-006 and to submit a compliance filing within 30 days of the effective date of the Final Rule explaining how NERC plans to comply.

This filing is submitted in compliance with Order No. 763.

¹ 16 U.S.C. § 824o(2)(2006) and 18 C.F.R. § 39.5 (2011).

² *Petition of the North American Electric Reliability Corporation for Approval of Proposed New Reliability Standards and Implementation Plans Related to Underfrequency Load-Shedding*, Docket No. RM11-20-000 (March 31, 2011)

³ *Automatic Underfrequency Load Shedding and Load Shedding Plans Reliability Standards*, Notice of Proposed Rulemaking, 137 FERC ¶ 61,067 (2011).

⁴ *Automatic Underfrequency Load Shedding and Load Shedding Plans Reliability Standards*, Final Rule, 139 FERC ¶ 61,098 (2012)(“Order No. 763”).

I. NOTICES AND COMMUNICATIONS

Notices and communications with respect to this filing may be addressed to the following:⁵

Gerald W. Cauley
President and Chief Executive Officer
3353 Peachtree Road NE
Suite 600, North Tower
Atlanta, GA 30326

Charles A. Berardesco*
Senior Vice President, General Counsel, and
Corporate Secretary
North American Electric Reliability
Corporation
1325 G Street, N.W., Suite 600
Washington, D.C. 20005
(202) 400-3000
(202) 644-8099 facsimile
charlie.berardesco@nerc.net

Holly A. Hawkins*
Assistant General Counsel for Standards and
Critical Infrastructure Protection

Willie L. Phillips*
Attorney
North American Electric Reliability
Corporation
1325 G Street, N.W., Suite 600
Washington, D.C. 20005
(202) 400-3000
(202) 644-8099 facsimile
holly.hawkins@nerc.net
willie.phillips@nerc.net

II. REVISION TO VRF AND VSL ASSIGNMENTS FOR PRC-006-1

In Order No. 763, the Commission directed NERC to revise the language of the “Lower” VSL for Reliability Standard PRC-006-1, Requirement R8, and to submit a compliance filing within 30 days of the effective date of this final rule.⁶ Requirement R8 of PRC-006-1 mandates that Underfrequency Load Shedding (“UFLS”) entities provide data to respective Planning Coordinators according to the format and schedule specified by the Planning Coordinators to support maintenance of each Planning Coordinator’s UFLS database. NERC hereby proposes to modify the VSL language for PRC-006-1, Requirement R8, to remove the phrase “more than 5 calendar days but” in compliance with Order No. 763.

⁵ Persons to be included on FERC’s service list are indicated with an asterisk. NERC requests waiver of 18 C.F.R. § 385.203(b) to permit the inclusion of more than two people on the service list.

⁶ Order No. 763 at P 95.

In Order No. 763, the Commission also directed NERC to revise the VRF for PRC-006-1, Requirement R5 from “Medium” to “High”. NERC hereby proposes to revise the VRF for PRC-006-1, R5 from “Medium” to “High” in compliance with the order.

The revisions to the VSL and VRF assignments included herein were approved by the NERC Board of Trustees on July 26, 2012. **Exhibit A** to this filing includes the redlined version of the proposed modifications to the VSL and VRF assignments. **Exhibit B** to this filing contains the clean version of the proposed modifications to the VSL and VRF assignments.

III. PLAN FOR COMPLIANCE WITH ORDER NO. 763 PARAGRAPH 48

As previously noted, the Commission directed NERC to submit a compliance filing indicating how NERC plans to comply with Paragraph 48 of Order No. 763:

P 48. In response to the Commission’s concern that Reliability Standard PRC-006-1 does not specify how soon after an event would an entity need to implement corrections in response to any deficiencies identified in the event assessment under Requirement R11 of PRC-006-1, NERC stated in its comments that:

The amount of time that a UFLS entity has to implement corrections will be established by the Planning Coordinator, as specified in Requirement R9 of PRC-006-1. The time allotted for corrections will depend on the extent of the deficiencies identified. The schedule specified by the Planning Coordinator will consider the time necessary for budget planning and implementation, recognizing that operating and maintenance budgets normally will not be sufficient to address major revisions and allowances will be necessary for inclusion of approved changes in budgeting cycles.

Requirement R9 of PRC-006-1 states:

R9. *Each UFLS entity shall provide automatic tripping of Load in accordance with the UFLS program design and schedule for application determined by its Planning Coordinator(s) in each Planning Coordinator area in which it owns assets. [VRF:High][Time Horizon: Long-term Planning]*

Notwithstanding NERC's comments, the Commission is not persuaded that Requirement R9 requires corrective action in accordance with a schedule established by the planning coordinator. Based on its comments, however, NERC has expressed no opposition to such a requirement. We accept NERC's comments that Requirement R9 requires a schedule established by the planning coordinator, but NERC's reading of Requirement R9 should be made clear in the Requirement itself. Accordingly, we direct NERC to make that requirement explicit in future versions of the Reliability Standard. Within 30 days of the effective date of this Final Rule, NERC is directed to submit a compliance filing indicating how it plans to comply with this directive and a deadline for compliance. (footnote omitted).

As discussed below, NERC will address the Commission's directive to modify Requirement R9 of PRC-006-1, to explicitly require corrective action in accordance with a schedule established by the Planning Coordinator, the next time a standards development project is initiated for modifying PRC-006.

A. PRC-006-1 is a Continent-wide Reliability Standard

The intent of Reliability Standard PRC-006-1 is to establish design and documentation requirements for automatic UFLS programs to arrest declining frequency, assist recovery of frequency following underfrequency events and provide last resort system preservation measures. Requirement R9 of PRC-006-1 requires UFLS equipment owners to follow a schedule developed by the Planning Coordinator, in accordance with the process that the Planning Coordinator must follow to assess UFLS events (*see* Requirements R11 through R14 of PRC-006-1). Ultimately, the Planning Coordinator must determine whether changes will be made to the UFLS program, including the appropriate schedule for implementation of such changes.

This approach allows Planning Coordinators to match their specific needs to UFLS programs under their supervision, based upon the unique conditions and circumstances across

North America. Moreover, PRC-006-1 provides Planning Coordinators flexibility to efficiently implement minor changes to UFLS programs, while also allowing sufficient time to address major changes. Indeed, in extreme cases that require replacement of UFLS equipment, a Planning Coordinator's schedule to implement major changes to a UFLS program may include multi-year phases, in order to accommodate UFLS entity budgeting and procurement processes of the Distribution Providers owning the UFLS equipment. Thus, NERC believes that PRC-006-1 strikes the correct balance for a continent-wide standard.

However, NERC recognizes that the Commission's directive related to PRC-006-1, Requirement R9, may help make clear implementation expectations, which could be beneficial to Bulk Power System reliability. With the addition of the Commission's directive to NERC's issues database, this issue will be assigned to a standard drafting team the next time a standards development project is initiated for modifying PRC-006, in accordance with Paragraph 48 of Order No. 763.⁷

B. Regional Reliability Standard PRC-006-SERC-01

On February 1, 2012, NERC submitted a petition seeking approval of regional Reliability Standard PRC-006-SERC-01– Automatic Underfrequency Load Shedding Requirements.⁸ Subsequently, on May 7, 2012, the Commission issued Order No. 763. On July 19, 2012, the Commission issued a NOPR proposing to approve regional Reliability Standard PRC-006-SERC-01. In the NOPR, the Commission identified a possible inconsistency between Requirement R6 of regional

⁷ All new and modified standards must be developed following the steps outlined in the current NERC *Standard Processes Manual*, which ensures an open and inclusive stakeholder process through adherence to the American National Standards Institute standards development principles. See NERC Rules of Procedure, Appendix 3A, available at: http://www.nerc.com/files/Appendix_3A_StandardsProcessesManual_20120131.pdf.

⁸ *Petition of the North American Electric Reliability Corporation for Approval of Proposed SERC Regional Reliability Standard PRC-006-SERC-01 – Automatic Underfrequency Load Shedding Requirements*, Docket No. RM12-9-000 (“NERC Petition”) (February 1, 2012).

Reliability Standard PRC-006-SERC-01 and continent-wide Reliability Standard PRC-006-1.⁹

Regional Reliability Standard PRC-SERC-006-01, Requirement R6 states:

***R6.** Each UFLS entity shall implement changes to the UFLS scheme which involve frequency settings, relay time delays, or changes to the percentage of load in the scheme within 18 months of notification by the Planning Coordinator. [Violation Risk Factor: Medium][Time Horizon: Long-term Planning]*

The Commission stated in the NOPR that its “concern is rooted in the Commission’s directive in Order No. 763 concerning PRC-006-1, which held that planning coordinators should be responsible for establishing schedules for the completion of corrective actions in response to UFLS events.”¹⁰

Although the NERC Petition for PRC-SERC-006-01 predates Order No. 763, NERC hereby clarifies that the continent-wide standard PRC-006-1 is not replaced by PRC-SERC-006-01. UFLS entities in the SERC Reliability Corporation Region must be compliant with both standards. The intent of Requirement R6 of PRC-SERC-006-01 is two-fold: (1) it only sets an upper bound on the timeframe for implementing major changes to an entity’s UFLS scheme; and (2) it ensures that UFLS entities that rely on others to provide the Planning Coordinator function are allotted adequate time to budget, procure, and install the necessary equipment.

With the clarification of scheduling considerations in Requirement R9 of PRC-006-1, Requirement R6 of PRC-006-SERC-01 will then only serve as an upper bound for implementation of major scheme changes. In any event, UFLS entities must meet the schedule set by the Planning Coordinator to comply with PRC-006-1, Requirement R9, but the timeframe must not exceed 18 months in the SERC Reliability Corporation Region to comply with PRC-

⁹ *Regional Reliability Standard PRC-006-SERC-01 – Automatic Underfrequency Load Shedding Requirements*, Notice of Proposed Rulemaking, 140 FERC ¶ 61,056 (2012) (“NOPR”).

¹⁰ NOPR at P 17.

SERC-006-01, Requirement R6. Consistent with this filing, NERC plans to coordinate with SERC Reliability Corporation to develop comments regarding the NOPR for PRC-SERC-006-01.

IV. CONCLUSION

The North American Electric Reliability Corporation respectfully requests that the Commission accept this Compliance Filing in accordance with the Commission's directives in Order No. 763.

Respectfully submitted,

/s/ Willie L. Phillips
Willie L. Phillips

Gerald W. Cauley
President and Chief Executive Officer
3353 Peachtree Road NE
Suite 600, North Tower
Atlanta, GA 30326

Charles A. Berardesco
Senior Vice President, General Counsel, and
Corporate Secretary
North American Electric Reliability
Corporation
1325 G Street, N.W., Suite 600
Washington, D.C. 20005
(202) 400-3000
(202) 644-8099 facsimile
charlie.berardesco@nerc.net

Holly A. Hawkins
Assistant General Counsel for Standards and
Critical Infrastructure Protection

Willie L. Phillips
Attorney
North American Electric Reliability
Corporation
1325 G Street, N.W., Suite 600
Washington, D.C. 20005
(202) 400-3000
(202) 644-8099 facsimile
holly.hawkins@nerc.net
willie.phillips@nerc.net

CERTIFICATE OF SERVICE

I hereby certify that I have served a copy of the foregoing document upon all parties listed on the official service list compiled by the Secretary in this proceeding.

Dated at Washington, D.C. this 9th day of August, 2012.

/s/ Willie L. Phillips
Willie L. Phillips
*Attorney for North American Electric
Reliability Corporation*

Exhibit A

PRC-006-1 Redline

A. Introduction

1. **Title:** **Automatic Underfrequency Load Shedding**
2. **Number:** PRC-006-1
3. **Purpose:** To establish design and documentation requirements for automatic underfrequency load shedding (UFLS) programs to arrest declining frequency, assist recovery of frequency following underfrequency events and provide last resort system preservation measures.
4. **Applicability:**
 - 4.1. Planning Coordinators
 - 4.2. UFLS entities shall mean all entities that are responsible for the ownership, operation, or control of UFLS equipment as required by the UFLS program established by the Planning Coordinators. Such entities may include one or more of the following:
 - 4.2.1 Transmission Owners
 - 4.2.2 Distribution Providers
 - 4.3. Transmission Owners that own Elements identified in the UFLS program established by the Planning Coordinators.
5. **(Proposed) Effective Date:**
 - 5.1. The standard, with the exception of Requirement R4, Parts 4.1 through 4.6, is effective the first day of the first calendar quarter one year after applicable regulatory approvals.
 - 5.2. Parts 4.1 through 4.6 of Requirement R4 shall become effective and enforceable one year following the receipt of generation data as required in PRC-024-1, but no sooner than one year following the first day of the first calendar quarter after applicable regulatory approvals of PRC-006-1.

B. Requirements

- R1. Each Planning Coordinator shall develop and document criteria, including consideration of historical events and system studies, to select portions of the Bulk Electric System (BES), including interconnected portions of the BES in adjacent Planning Coordinator areas and Regional Entity areas that may form islands. [*VRF: Medium*][*Time Horizon: Long-term Planning*]
- R2. Each Planning Coordinator shall identify one or more islands to serve as a basis for designing its UFLS program including: [*VRF: Medium*][*Time Horizon: Long-term Planning*]
 - 2.1. Those islands selected by applying the criteria in Requirement R1, and

- 4.1. Underfrequency trip settings of individual generating units greater than 20 MVA (gross nameplate rating) directly connected to the BES that trip above the Generator Underfrequency Trip Modeling curve in PRC-006-1 - Attachment 1.
 - 4.2. Underfrequency trip settings of generating plants/facilities greater than 75 MVA (gross aggregate nameplate rating) directly connected to the BES that trip above the Generator Underfrequency Trip Modeling curve in PRC-006-1 - Attachment 1.
 - 4.3. Underfrequency trip settings of any facility consisting of one or more units connected to the BES at a common bus with total generation above 75 MVA (gross nameplate rating) that trip above the Generator Underfrequency Trip Modeling curve in PRC-006-1 - Attachment 1.
 - 4.4. Overfrequency trip settings of individual generating units greater than 20 MVA (gross nameplate rating) directly connected to the BES that trip below the Generator Overfrequency Trip Modeling curve in PRC-006-1 — Attachment 1.
 - 4.5. Overfrequency trip settings of generating plants/facilities greater than 75 MVA (gross aggregate nameplate rating) directly connected to the BES that trip below the Generator Overfrequency Trip Modeling curve in PRC-006-1 — Attachment 1.
 - 4.6. Overfrequency trip settings of any facility consisting of one or more units connected to the BES at a common bus with total generation above 75 MVA (gross nameplate rating) that trip below the Generator Overfrequency Trip Modeling curve in PRC-006-1 — Attachment 1.
 - 4.7. Any automatic Load restoration that impacts frequency stabilization and operates within the duration of the simulations run for the assessment.
- R5. Each Planning Coordinator, whose area or portions of whose area is part of an island identified by it or another Planning Coordinator which includes multiple Planning Coordinator areas or portions of those areas, shall coordinate its UFLS program design with all other Planning Coordinators whose areas or portions of whose areas are also part of the same identified island through one of the following: *[VRF: HighMedium]**[Time Horizon: Long-term Planning]*
- Develop a common UFLS program design and schedule for implementation per Requirement R3 among the Planning Coordinators whose areas or portions of whose areas are part of the same identified island, or
 - Conduct a joint UFLS design assessment per Requirement R4 among the Planning Coordinators whose areas or portions of whose areas are part of the same identified island, or
 - Conduct an independent UFLS design assessment per Requirement R4 for the identified island, and in the event the UFLS design assessment fails to meet Requirement R3, identify modifications to the UFLS program(s) to meet

Requirement R3 and report these modifications as recommendations to the other Planning Coordinators whose areas or portions of whose areas are also part of the same identified island and the ERO.

- R6.** Each Planning Coordinator shall maintain a UFLS database containing data necessary to model its UFLS program for use in event analyses and assessments of the UFLS program at least once each calendar year, with no more than 15 months between maintenance activities. *[VRF: Lower][Time Horizon: Long-term Planning]*
- R7.** Each Planning Coordinator shall provide its UFLS database containing data necessary to model its UFLS program to other Planning Coordinators within its Interconnection within 30 calendar days of a request. *[VRF: Lower][Time Horizon: Long-term Planning]*
- R8.** Each UFLS entity shall provide data to its Planning Coordinator(s) according to the format and schedule specified by the Planning Coordinator(s) to support maintenance of each Planning Coordinator's UFLS database. *[VRF: Lower][Time Horizon: Long-term Planning]*
- R9.** Each UFLS entity shall provide automatic tripping of Load in accordance with the UFLS program design and schedule for application determined by its Planning Coordinator(s) in each Planning Coordinator area in which it owns assets. *[VRF: High][Time Horizon: Long-term Planning]*
- R10.** Each Transmission Owner shall provide automatic switching of its existing capacitor banks, Transmission Lines, and reactors to control over-voltage as a result of underfrequency load shedding if required by the UFLS program and schedule for application determined by the Planning Coordinator(s) in each Planning Coordinator area in which the Transmission Owner owns transmission. *[VRF: High][Time Horizon: Long-term Planning]*
- R11.** Each Planning Coordinator, in whose area a BES islanding event results in system frequency excursions below the initializing set points of the UFLS program, shall conduct and document an assessment of the event within one year of event actuation to evaluate: *[VRF: Medium][Time Horizon: Operations Assessment]*
- 11.1.** The performance of the UFLS equipment,
- 11.2.** The effectiveness of the UFLS program.
- R12.** Each Planning Coordinator, in whose islanding event assessment (per R11) UFLS program deficiencies are identified, shall conduct and document a UFLS design assessment to consider the identified deficiencies within two years of event actuation. *[VRF: Medium][Time Horizon: Operations Assessment]*
- R13.** Each Planning Coordinator, in whose area a BES islanding event occurred that also included the area(s) or portions of area(s) of other Planning Coordinator(s) in the same islanding event and that resulted in system frequency excursions below the initializing set points of the UFLS program, shall coordinate its event assessment (in accordance

with Requirement R11) with all other Planning Coordinators whose areas or portions of whose areas were also included in the same islanding event through one of the following: *[VRF: Medium][Time Horizon: Operations Assessment]*

- Conduct a joint event assessment per Requirement R11 among the Planning Coordinators whose areas or portions of whose areas were included in the same islanding event, or
- Conduct an independent event assessment per Requirement R11 that reaches conclusions and recommendations consistent with those of the event assessments of the other Planning Coordinators whose areas or portions of whose areas were included in the same islanding event, or
- Conduct an independent event assessment per Requirement R11 and where the assessment fails to reach conclusions and recommendations consistent with those of the event assessments of the other Planning Coordinators whose areas or portions of whose areas were included in the same islanding event, identify differences in the assessments that likely resulted in the differences in the conclusions and recommendations and report these differences to the other Planning Coordinators whose areas or portions of whose areas were included in the same islanding event and the ERO.

R14. Each Planning Coordinator shall respond to written comments submitted by UFLS entities and Transmission Owners within its Planning Coordinator area following a comment period and before finalizing its UFLS program, indicating in the written response to comments whether changes will be made or reasons why changes will not be made to the following *[VRF: Lower][Time Horizon: Long-term Planning]*:

14.1. UFLS program, including a schedule for implementation

14.2. UFLS design assessment

14.3. Format and schedule of UFLS data submittal

C. Measures

- M1.** Each Planning Coordinator shall have evidence such as reports, or other documentation of its criteria to select portions of the Bulk Electric System that may form islands including how system studies and historical events were considered to develop the criteria per Requirement R1.
- M2.** Each Planning Coordinator shall have evidence such as reports, memorandums, e-mails, or other documentation supporting its identification of an island(s) as a basis for designing a UFLS program that meet the criteria in Requirement R2, Parts 2.1 through 2.3.
- M3.** Each Planning Coordinator shall have evidence such as reports, memorandums, e-mails, program plans, or other documentation of its UFLS program, including the notification of the UFLS entities of implementation schedule, that meet the criteria in Requirement R3, Parts 3.1 through 3.3.

- M4.** Each Planning Coordinator shall have dated evidence such as reports, dynamic simulation models and results, or other dated documentation of its UFLS design assessment that demonstrates it meets Requirement R4, Parts 4.1 through 4.7.
- M5.** Each Planning Coordinator, whose area or portions of whose area is part of an island identified by it or another Planning Coordinator which includes multiple Planning Coordinator areas or portions of those areas, shall have dated evidence such as joint UFLS program design documents, reports describing a joint UFLS design assessment, letters that include recommendations, or other dated documentation demonstrating that it coordinated its UFLS program design with all other Planning Coordinators whose areas or portions of whose areas are also part of the same identified island per Requirement R5.
- M6.** Each Planning Coordinator shall have dated evidence such as a UFLS database, data requests, data input forms, or other dated documentation to show that it maintained a UFLS database for use in event analyses and assessments of the UFLS program per Requirement R6 at least once each calendar year, with no more than 15 months between maintenance activities.
- M7.** Each Planning Coordinator shall have dated evidence such as letters, memorandums, e-mails or other dated documentation that it provided their UFLS database to other Planning Coordinators within their Interconnection within 30 calendar days of a request per Requirement R7.
- M8.** Each UFLS Entity shall have dated evidence such as responses to data requests, spreadsheets, letters or other dated documentation that it provided data to its Planning Coordinator according to the format and schedule specified by the Planning Coordinator to support maintenance of the UFLS database per Requirement R8.
- M9.** Each UFLS Entity shall have dated evidence such as spreadsheets summarizing feeder load armed with UFLS relays, spreadsheets with UFLS relay settings, or other dated documentation that it provided automatic tripping of load in accordance with the UFLS program design and schedule for application per Requirement R9.
- M10.** Each Transmission Owner shall have dated evidence such as relay settings, tripping logic or other dated documentation that it provided automatic switching of its existing capacitor banks, Transmission Lines, and reactors in order to control over-voltage as a result of underfrequency load shedding if required by the UFLS program and schedule for application per Requirement R10.
- M11.** Each Planning Coordinator shall have dated evidence such as reports, data gathered from an historical event, or other dated documentation to show that it conducted an event assessment of the performance of the UFLS equipment and the effectiveness of the UFLS program per Requirement R11.
- M12.** Each Planning Coordinator shall have dated evidence such as reports, data gathered from an historical event, or other dated documentation to show that it conducted a

UFLS design assessment per Requirements R12 and R4 if UFLS program deficiencies are identified in R11.

- M13.** Each Planning Coordinator, in whose area a BES islanding event occurred that also included the area(s) or portions of area(s) of other Planning Coordinator(s) in the same islanding event and that resulted in system frequency excursions below the initializing set points of the UFLS program, shall have dated evidence such as a joint assessment report, independent assessment reports and letters describing likely reasons for differences in conclusions and recommendations, or other dated documentation demonstrating it coordinated its event assessment (per Requirement R11) with all other Planning Coordinator(s) whose areas or portions of whose areas were also included in the same islanding event per Requirement R13.
- M14.** Each Planning Coordinator shall have dated evidence of responses, such as e-mails and letters, to written comments submitted by UFLS entities and Transmission Owners within its Planning Coordinator area following a comment period and before finalizing its UFLS program per Requirement R14.

D. Compliance

1. Compliance Monitoring Process

1.1. Compliance Enforcement Authority

Regional Entity

1.2. Data Retention

Each Planning Coordinator and UFLS entity shall keep data or evidence to show compliance as identified below unless directed by its Compliance Enforcement Authority to retain specific evidence for a longer period of time as part of an investigation:

- Each Planning Coordinator shall retain the current evidence of Requirements R1, R2, R3, R4, R5, R12, and R14, Measures M1, M2, M3, M4, M5, M12, and M14 as well as any evidence necessary to show compliance since the last compliance audit.
- Each Planning Coordinator shall retain the current evidence of UFLS database update in accordance with Requirement R6, Measure M6, and evidence of the prior year's UFLS database update.
- Each Planning Coordinator shall retain evidence of any UFLS database transmittal to another Planning Coordinator since the last compliance audit in accordance with Requirement R7, Measure M7.
- Each UFLS entity shall retain evidence of UFLS data transmittal to the Planning Coordinator(s) since the last compliance audit in accordance with Requirement R8, Measure M8.

- Each UFLS entity shall retain the current evidence of adherence with the UFLS program in accordance with Requirement R9, Measure M9, and evidence of adherence since the last compliance audit.
- Transmission Owner shall retain the current evidence of adherence with the UFLS program in accordance with Requirement R10, Measure M10, and evidence of adherence since the last compliance audit.
- Each Planning Coordinator shall retain evidence of Requirements R11, and R13, and Measures M11, and M13 for 6 calendar years.

If a Planning Coordinator or UFLS entity is found non-compliant, it shall keep information related to the non-compliance until found compliant or for the retention period specified above, whichever is longer.

The Compliance Enforcement Authority shall keep the last audit records and all requested and submitted subsequent audit records.

1.3. Compliance Monitoring and Assessment Processes

- Compliance Audit
- Self-Certification
- Spot Checking
- Compliance Violation Investigation
- Self-Reporting
- Complaint

1.4. Additional Compliance Information

Not applicable.

2. Violation Severity Levels

R #	Lower VSL	Moderate VSL	High VSL	Severe VSL
R1	N/A	<p>The Planning Coordinator developed and documented criteria but failed to include the consideration of historical events, to select portions of the BES, including interconnected portions of the BES in adjacent Planning Coordinator areas and Regional Entity areas that may form islands.</p> <p>OR</p> <p>The Planning Coordinator developed and documented criteria but failed to include the consideration of system studies, to select portions of the BES, including interconnected portions of the BES in adjacent Planning Coordinator areas and Regional Entity areas, that may form islands.</p>	<p>The Planning Coordinator developed and documented criteria but failed to include the consideration of historical events and system studies, to select portions of the BES, including interconnected portions of the BES in adjacent Planning Coordinator areas and Regional Entity areas, that may form islands.</p>	<p>The Planning Coordinator failed to develop and document criteria to select portions of the BES, including interconnected portions of the BES in adjacent Planning Coordinator areas and Regional Entity areas, that may form islands.</p>
R2	N/A	<p>The Planning Coordinator identified an island(s) to serve as a basis for designing its UFLS program but failed to include one (1) of the Parts as specified in Requirement R2, Parts 2.1, 2.2, or 2.3.</p>	<p>The Planning Coordinator identified an island(s) to serve as a basis for designing its UFLS program but failed to include two (2) of the Parts as specified in Requirement R2, Parts 2.1, 2.2, or 2.3.</p>	<p>The Planning Coordinator identified an island(s) to serve as a basis for designing its UFLS program but failed to include all of the Parts as specified in Requirement R2, Parts 2.1, 2.2, or 2.3.</p> <p>OR</p> <p>The Planning Coordinator failed to identify any island(s) to serve as a basis for designing its UFLS program.</p>

R #	Lower VSL	Moderate VSL	High VSL	Severe VSL
R3	N/A	<p>The Planning Coordinator developed a UFLS program, including notification of and a schedule for implementation by UFLS entities within its area where imbalance = [(load — actual generation output) / (load)], of up to 25 percent within the identified island(s), but failed to meet one (1) of the performance characteristic in Requirement R3, Parts 3.1, 3.2, or 3.3 in simulations of underfrequency conditions.</p>	<p>The Planning Coordinator developed a UFLS program including notification of and a schedule for implementation by UFLS entities within its area where imbalance = [(load — actual generation output) / (load)], of up to 25 percent within the identified island(s), but failed to meet two (2) of the performance characteristic in Requirement R3, Parts 3.1, 3.2, or 3.3 in simulations of underfrequency conditions.</p>	<p>The Planning Coordinator developed a UFLS program including notification of and a schedule for implementation by UFLS entities within its area where imbalance = [(load — actual generation output) / (load)], of up to 25 percent within the identified island(s), but failed to meet all the performance characteristic in Requirement R3, Parts 3.1, 3.2, and 3.3 in simulations of underfrequency conditions.</p> <p>OR</p> <p>The Planning Coordinator failed to develop a UFLS program including notification of and a schedule for implementation by UFLS entities within its area</p>
R4	<p>The Planning Coordinator conducted and documented a UFLS assessment at least once every five years that determined through dynamic simulation whether the UFLS program design met the performance characteristics in Requirement R3 for each island identified in Requirement R2 but the simulation failed to include one (1) of the items as specified in Requirement R4, Parts 4.1 through 4.7.</p>	<p>The Planning Coordinator conducted and documented a UFLS assessment at least once every five years that determined through dynamic simulation whether the UFLS program design met the performance characteristics in Requirement R3 for each island identified in Requirement R2 but the simulation failed to include two (2) of the items as specified in Requirement R4, Parts 4.1 through 4.7.</p>	<p>The Planning Coordinator conducted and documented a UFLS assessment at least once every five years that determined through dynamic simulation whether the UFLS program design met the performance characteristics in Requirement R3 for each island identified in Requirement R2 but the simulation failed to include three (3) of the items as specified in Requirement R4, Parts 4.1 through 4.7.</p>	<p>The Planning Coordinator conducted and documented a UFLS assessment at least once every five years that determined through dynamic simulation whether the UFLS program design met the performance characteristics in Requirement R3 but simulation failed to include four (4) or more of the items as specified in Requirement R4, Parts 4.1 through 4.7.</p> <p>OR</p> <p>The Planning Coordinator failed to</p>

R #	Lower VSL	Moderate VSL	High VSL	Severe VSL
				conduct and document a UFLS assessment at least once every five years that determines through dynamic simulation whether the UFLS program design meets the performance characteristics in Requirement R3 for each island identified in Requirement R2
R5	N/A	N/A	N/A	The Planning Coordinator, whose area or portions of whose area is part of an island identified by it or another Planning Coordinator which includes multiple Planning Coordinator areas or portions of those areas, failed to coordinate its UFLS program design through one of the manners described in Requirement R5.
R6	N/A	N/A	N/A	The Planning Coordinator failed to maintain a UFLS database for use in event analyses and assessments of the UFLS program at least once each calendar year, with no more than 15 months between maintenance activities.
R7	The Planning Coordinator provided its UFLS database to other Planning Coordinators more than 30 calendar days and up to and including 40 calendar days following the request.	The Planning Coordinator provided its UFLS database to other Planning Coordinators more than 40 calendar days but less than and including 50 calendar days following the request.	The Planning Coordinator provided its UFLS database to other Planning Coordinators more than 50 calendar days but less than and including 60 calendar days following the request.	The Planning Coordinator provided its UFLS database to other Planning Coordinators more than 60 calendar days following the request. OR The Planning Coordinator failed to

R #	Lower VSL	Moderate VSL	High VSL	Severe VSL
				provide its UFLS database to other Planning Coordinators.
R8	The UFLS entity provided data to its Planning Coordinator(s) more than 5 calendar days but less than or equal to 10 calendar days following the schedule specified by the Planning Coordinator(s) to support maintenance of each Planning Coordinator's UFLS database.	The UFLS entity provided data to its Planning Coordinator(s) more than 10 calendar days but less than or equal to 15 calendar days following the schedule specified by the Planning Coordinator(s) to support maintenance of each Planning Coordinator's UFLS database. OR The UFLS entity provided data to its Planning Coordinator(s) but the data was not according to the format specified by the Planning Coordinator(s) to support maintenance of each Planning Coordinator's UFLS database.	The UFLS entity provided data to its Planning Coordinator(s) more than 15 calendar days but less than or equal to 20 calendar days following the schedule specified by the Planning Coordinator(s) to support maintenance of each Planning Coordinator's UFLS database.	The UFLS entity provided data to its Planning Coordinator(s) more than 20 calendar days following the schedule specified by the Planning Coordinator(s) to support maintenance of each Planning Coordinator's UFLS database. OR The UFLS entity failed to provide data to its Planning Coordinator(s) to support maintenance of each Planning Coordinator's UFLS database.
R9	The UFLS entity provided less than 100% but more than (and including) 95% of automatic tripping of Load in accordance with the UFLS program design and schedule for application determined by the Planning Coordinator(s) area in which it owns assets.	The UFLS entity provided less than 95% but more than (and including) 90% of automatic tripping of Load in accordance with the UFLS program design and schedule for application determined by the Planning Coordinator(s) area in which it owns assets.	The UFLS entity provided less than 90% but more than (and including) 85% of automatic tripping of Load in accordance with the UFLS program design and schedule for application determined by the Planning Coordinator(s) area in which it owns assets.	The UFLS entity provided less than 85% of automatic tripping of Load in accordance with the UFLS program design and schedule for application determined by the Planning Coordinator(s) area in which it owns assets.
R10	The Transmission Owner provided less than 100% but more than (and including) 95% automatic switching of its existing capacitor banks,	The Transmission Owner provided less than 95% but more than (and including) 90% automatic switching of its existing capacitor banks,	The Transmission Owner provided less than 90% but more than (and including) 85% automatic switching of its existing capacitor banks,	The Transmission Owner provided less than 85% automatic switching of its existing capacitor banks, Transmission Lines, and reactors

R #	Lower VSL	Moderate VSL	High VSL	Severe VSL
	Transmission Lines, and reactors to control over-voltage if required by the UFLS program and schedule for application determined by the Planning Coordinator(s) in each Planning Coordinator area in which the Transmission Owner owns transmission	Transmission Lines, and reactors to control over-voltage if required by the UFLS program and schedule for application determined by the Planning Coordinator(s) in each Planning Coordinator area in which the Transmission Owner owns transmission	Transmission Lines, and reactors to control over-voltage if required by the UFLS program and schedule for application determined by the Planning Coordinator(s) in each Planning Coordinator area in which the Transmission Owner owns transmission	to control over-voltage if required by the UFLS program and schedule for application determined by the Planning Coordinator(s) in each Planning Coordinator area in which the Transmission Owner owns transmission
R11	The Planning Coordinator, in whose area a BES islanding event resulting in system frequency excursions below the initializing set points of the UFLS program, conducted and documented an assessment of the event and evaluated the parts as specified in Requirement R11, Parts 11.1 and 11.2 within a time greater than one year but less than or equal to 13 months of actuation.	The Planning Coordinator, in whose area a BES islanding event resulting in system frequency excursions below the initializing set points of the UFLS program, conducted and documented an assessment of the event and evaluated the parts as specified in Requirement R11, Parts 11.1 and 11.2 within a time greater than 13 months but less than or equal to 14 months of actuation.	The Planning Coordinator, in whose area a BES islanding event resulting in system frequency excursions below the initializing set points of the UFLS program, conducted and documented an assessment of the event and evaluated the parts as specified in Requirement R11, Parts 11.1 and 11.2 within a time greater than 14 months but less than or equal to 15 months of actuation. OR The Planning Coordinator, in whose area an islanding event resulting in system frequency excursions below the initializing set points of the UFLS program, conducted and documented an assessment of the event within one year of event actuation but failed to evaluate one (1) of the Parts as specified in Requirement R11, Parts 11.1 or 11.2.	The Planning Coordinator, in whose area a BES islanding event resulting in system frequency excursions below the initializing set points of the UFLS program, conducted and documented an assessment of the event and evaluated the parts as specified in Requirement R11, Parts 11.1 and 11.2 within a time greater than 15 months of actuation. OR The Planning Coordinator, in whose area an islanding event resulting in system frequency excursions below the initializing set points of the UFLS program, failed to conduct and document an assessment of the event and evaluate the Parts as specified in Requirement R11, Parts 11.1 and 11.2. OR The Planning Coordinator, in

R #	Lower VSL	Moderate VSL	High VSL	Severe VSL
				<p>whose area an islanding event resulting in system frequency excursions below the initializing set points of the UFLS program, conducted and documented an assessment of the event within one year of event actuation but failed to evaluate all of the Parts as specified in Requirement R11, Parts 11.1 and 11.2.</p>
R12	N/A	<p>The Planning Coordinator, in which UFLS program deficiencies were identified per Requirement R11, conducted and documented a UFLS design assessment to consider the identified deficiencies greater than two years but less than or equal to 25 months of event actuation.</p>	<p>The Planning Coordinator, in which UFLS program deficiencies were identified per Requirement R11, conducted and documented a UFLS design assessment to consider the identified deficiencies greater than 25 months but less than or equal to 26 months of event actuation.</p>	<p>The Planning Coordinator, in which UFLS program deficiencies were identified per Requirement R11, conducted and documented a UFLS design assessment to consider the identified deficiencies greater than 26 months of event actuation.</p> <p>OR</p> <p>The Planning Coordinator, in which UFLS program deficiencies were identified per Requirement R11, failed to conduct and document a UFLS design assessment to consider the identified deficiencies.</p>
R13	N/A	N/A	N/A	<p>The Planning Coordinator, in whose area a BES islanding event occurred that also included the area(s) or portions of area(s) of other Planning Coordinator(s) in the same islanding event and that resulted in system frequency excursions below the initializing set</p>

R #	Lower VSL	Moderate VSL	High VSL	Severe VSL
				<p>points of the UFLS program, failed to coordinate its UFLS event assessment with all other Planning Coordinators whose areas or portions of whose areas were also included in the same islanding event in one of the manners described in Requirement R13</p>
R14	N/A	N/A	N/A	<p>The Planning Coordinator failed to respond to written comments submitted by UFLS entities and Transmission Owners within its Planning Coordinator area following a comment period and before finalizing its UFLS program, indicating in the written response to comments whether changes were made or reasons why changes were not made to the items in Parts 14.1 through 14.3.</p>

E. Regional Variances

E.A. Regional Variance for the Quebec Interconnection

The following Interconnection-wide variance shall be applicable in the Quebec Interconnection and replaces, in their entirety, Requirements R3 and R4 and the violation severity levels associated with Requirements R3 and R4.

- E.A.3.** Each Planning Coordinator shall develop a UFLS program, including a schedule for implementation by UFLS entities within its area, that meets the following performance characteristics in simulations of underfrequency conditions resulting from an imbalance scenario, where an imbalance = $[(\text{load} - \text{actual generation output}) / (\text{load})]$, of up to 25 percent within the identified island(s).
[VRF: High][Time Horizon: Long-term Planning]
- E.A.3.1.** Frequency shall remain above the Underfrequency Performance Characteristic curve in PRC-006-1 - Attachment 1A, either for 30 seconds or until a steady-state condition between 59.3 Hz and 60.7 Hz is reached, and
- E.A.3.2.** Frequency shall remain below the Overfrequency Performance Characteristic curve in PRC-006-1 - Attachment 1A, either for 30 seconds or until a steady-state condition between 59.3 Hz and 60.7 Hz is reached, and
- E.A.3.3.** Volts per Hz (V/Hz) shall not exceed 1.18 per unit for longer than two seconds cumulatively per simulated event, and shall not exceed 1.10 per unit for longer than 45 seconds cumulatively per simulated event at each generator bus and generator step-up transformer high-side bus associated with each of the following:
- EA.3.3.1.** Individual generating unit greater than 50 MVA (gross nameplate rating) directly connected to the BES
- EA.3.3.2.** Generating plants/facilities greater than 50 MVA (gross aggregate nameplate rating) directly connected to the BES
- EA.3.3.3.** Facilities consisting of one or more units connected to the BES at a common bus with total generation above 50 MVA gross nameplate rating.
- E.A.4.** Each Planning Coordinator shall conduct and document a UFLS design assessment at least once every five years that determines through dynamic simulation whether the UFLS program design meets the performance characteristics in Requirement E.A.3 for each island identified in Requirement R2. The simulation shall model each of the following; *[VRF: High][Time Horizon: Long-term Planning]*
- E.A.4.1** Underfrequency trip settings of individual generating units that are part of plants/facilities with a capacity of 50 MVA or more individually or cumulatively (gross nameplate rating), directly

connected to the BES that trip above the Generator Underfrequency Trip Modeling curve in PRC-006-1 - Attachment 1A, and

- E.A.4.2** Overfrequency trip settings of individual generating units that are part of plants/facilities with a capacity of 50 MVA or more individually or cumulatively (gross nameplate rating), directly connected to the BES that trip below the Generator Overfrequency Trip Modeling curve in PRC-006-1 - Attachment 2A, and
 - E.A.4.3** Any automatic Load restoration that impacts frequency stabilization and operates within the duration of the simulations run for the assessment.
- M.E.A.3.** Each Planning Coordinator shall have evidence such as reports, memorandums, e-mails, program plans, or other documentation of its UFLS program, including the notification of the UFLS entities of implementation schedule, that meet the criteria in Requirement E.A.3 Parts E.A.3.1 through EA3.3.
- M.E.A.4.** Each Planning Coordinator shall have dated evidence such as reports, dynamic simulation models and results, or other dated documentation of its UFLS design assessment that demonstrates it meets Requirement E.A.4 Parts E.A.4.1 through E.A.4.3.

E #	Lower VSL	Moderate VSL	High VSL	Severe VSL
EA3	N/A	The Planning Coordinator developed a UFLS program, including a schedule for implementation by UFLS entities within its area, but failed to meet one (1) of the performance characteristic in Parts E.A.3.1, E.A.3.2, or E.A.3.3 in simulations of underfrequency conditions	The Planning Coordinator developed a UFLS program including a schedule for implementation by UFLS entities within its area, but failed to meet two (2) of the performance characteristic in Parts E.A.3.1, E.A.3.2, or E.A.3.3 in simulations of underfrequency conditions	The Planning Coordinator developed a UFLS program including a schedule for implementation by UFLS entities within its area, but failed to meet all the performance characteristic in Parts E.A.3.1, E.A.3.2, and E.A.3.3 in simulations of underfrequency conditions OR The Planning Coordinator failed to develop a UFLS program.
EA4	N/A	The Planning Coordinator conducted and documented a UFLS assessment at least once every five years that determines through dynamic simulation whether the UFLS program design meets the performance characteristics in Requirement E.A.3 but simulation failed to include one (1) of the items as specified in Parts E.A.4.1, E.A.4.2 or E.A.4.3.	The Planning Coordinator conducted and documented a UFLS assessment at least once every five years that determines through dynamic simulation whether the UFLS program design meets the performance characteristics in Requirement E3 but simulation failed to include two (2) of the items as specified in Parts E.A.4.1, E.A.4.2 or E.A.4.3.	The Planning Coordinator conducted and documented a UFLS assessment at least once every five years that determines through dynamic simulation whether the UFLS program design meets the performance characteristics in Requirement E3 but simulation failed to include all of the items as specified in Parts E.A.4.1, E.A.4.2 and E.A.4.3. OR The Planning Coordinator failed to conduct and document a UFLS assessment at least once every five years that determines through dynamic simulation whether the UFLS program design meets the performance characteristics in Requirement E.A.3

E.B. Regional Variance for the Western Electricity Coordinating Council

The following Interconnection-wide variance shall be applicable in the Western Electricity Coordinating Council (WECC) and replaces, in their entirety, Requirements R1, R2, R3, R4, R5, R11, R12, and R13.

- E.B.1.** Each Planning Coordinator shall participate in a joint regional review with the other Planning Coordinators in the WECC Regional Entity area that develops and documents criteria, including consideration of historical events and system studies, to select portions of the Bulk Electric System (BES) that may form islands. *[VRF: Medium][Time Horizon: Long-term Planning]*
- E.B.2.** Each Planning Coordinator shall identify one or more islands from the regional review (per E.B.1) to serve as a basis for designing a region-wide coordinated UFLS program including: *[VRF: Medium][Time Horizon: Long-term Planning]*
- E.B.2.1.** Those islands selected by applying the criteria in Requirement E.B.1, and
- E.B.2.2.** Any portions of the BES designed to detach from the Interconnection (planned islands) as a result of the operation of a relay scheme or Special Protection System.
- EB.3.** Each Planning Coordinator shall adopt a UFLS program, coordinated across the WECC Regional Entity area, including notification of and a schedule for implementation by UFLS entities within its area, that meets the following performance characteristics in simulations of underfrequency conditions resulting from an imbalance scenario, where an imbalance = $[(\text{load} - \text{actual generation output}) / (\text{load})]$, of up to 25 percent within the identified island(s). *[VRF: High][Time Horizon: Long-term Planning]*
- E.B.3.1.** Frequency shall remain above the Underfrequency Performance Characteristic curve in PRC-006-1 - Attachment 1, either for 60 seconds or until a steady-state condition between 59.3 Hz and 60.7 Hz is reached, and
- E.B.3.2.** Frequency shall remain below the Overfrequency Performance Characteristic curve in PRC-006-1 - Attachment 1, either for 60 seconds or until a steady-state condition between 59.3 Hz and 60.7 Hz is reached, and
- E.B.3.3.** Volts per Hz (V/Hz) shall not exceed 1.18 per unit for longer than two seconds cumulatively per simulated event, and shall not exceed 1.10 per unit for longer than 45 seconds cumulatively per simulated event at each generator bus and generator step-up transformer high-side bus associated with each of the following:
- E.B.3.3.1.** Individual generating units greater than 20 MVA (gross nameplate rating) directly connected to the BES
- E.B.3.3.2.** Generating plants/facilities greater than 75 MVA (gross aggregate nameplate rating) directly connected to the BES

- E.B.3.3.3.** Facilities consisting of one or more units connected to the BES at a common bus with total generation above 75 MVA gross nameplate rating.
- E.B.4.** Each Planning Coordinator shall participate in and document a coordinated UFLS design assessment with the other Planning Coordinators in the WECC Regional Entity area at least once every five years that determines through dynamic simulation whether the UFLS program design meets the performance characteristics in Requirement E.B.3 for each island identified in Requirement E.B.2. The simulation shall model each of the following: *[VRF: High][Time Horizon: Long-term Planning]*
- E.B.4.1.** Underfrequency trip settings of individual generating units greater than 20 MVA (gross nameplate rating) directly connected to the BES that trip above the Generator Underfrequency Trip Modeling curve in PRC-006-1 - Attachment 1.
- E.B.4.2.** Underfrequency trip settings of generating plants/facilities greater than 75 MVA (gross aggregate nameplate rating) directly connected to the BES that trip above the Generator Underfrequency Trip Modeling curve in PRC-006-1 - Attachment 1.
- E.B.4.3.** Underfrequency trip settings of any facility consisting of one or more units connected to the BES at a common bus with total generation above 75 MVA (gross nameplate rating) that trip above the Generator Underfrequency Trip Modeling curve in PRC-006-1 - Attachment 1.
- E.B.4.4.** Overfrequency trip settings of individual generating units greater than 20 MVA (gross nameplate rating) directly connected to the BES that trip below the Generator Overfrequency Trip Modeling curve in PRC-006-1 — Attachment 1.
- E.B.4.5.** Overfrequency trip settings of generating plants/facilities greater than 75 MVA (gross aggregate nameplate rating) directly connected to the BES that trip below the Generator Overfrequency Trip Modeling curve in PRC-006-1 — Attachment 1.
- E.B.4.6.** Overfrequency trip settings of any facility consisting of one or more units connected to the BES at a common bus with total generation above 75 MVA (gross nameplate rating) that trip below the Generator Overfrequency Trip Modeling curve in PRC-006-1 — Attachment 1.
- E.B.4.7.** Any automatic Load restoration that impacts frequency stabilization and operates within the duration of the simulations run for the assessment.
- E.B.11.** Each Planning Coordinator, in whose area a BES islanding event results in system frequency excursions below the initializing set points of the UFLS program, shall participate in and document a coordinated event assessment with all affected Planning Coordinators to conduct and document an assessment of the

event within one year of event actuation to evaluate: *[VRF: Medium][Time Horizon: Operations Assessment]*

E.B.11.1. The performance of the UFLS equipment,

E.B.11.2 The effectiveness of the UFLS program

E.B.12. Each Planning Coordinator, in whose islanding event assessment (per E.B.11) UFLS program deficiencies are identified, shall participate in and document a coordinated UFLS design assessment of the UFLS program with the other Planning Coordinators in the WECC Regional Entity area to consider the identified deficiencies within two years of event actuation. *[VRF: Medium][Time Horizon: Operations Assessment]*

- M.E.B.1.** Each Planning Coordinator shall have evidence such as reports, or other documentation of its criteria, developed as part of the joint regional review with other Planning Coordinators in the WECC Regional Entity area to select portions of the Bulk Electric System that may form islands including how system studies and historical events were considered to develop the criteria per Requirement E.B.1.
- M.E.B.2.** Each Planning Coordinator shall have evidence such as reports, memorandums, e-mails, or other documentation supporting its identification of an island(s), from the regional review (per E.B.1), as a basis for designing a region-wide coordinated UFLS program that meet the criteria in Requirement E.B.2 Parts E.B.2.1 and E.B.2.2.
- M.E.B.3.** Each Planning Coordinator shall have evidence such as reports, memorandums, e-mails, program plans, or other documentation of its adoption of a UFLS program, coordinated across the WECC Regional Entity area, including the notification of the UFLS entities of implementation schedule, that meet the criteria in Requirement E.B.3 Parts E.B.3.1 through E.B.3.3.
- M.E.B.4.** Each Planning Coordinator shall have dated evidence such as reports, dynamic simulation models and results, or other dated documentation of its participation in a coordinated UFLS design assessment with the other Planning Coordinators in the WECC Regional Entity area that demonstrates it meets Requirement E.B.4 Parts E.B.4.1 through E.B.4.7.
- M.E.B.11.** Each Planning Coordinator shall have dated evidence such as reports, data gathered from an historical event, or other dated documentation to show that it participated in a coordinated event assessment of the performance of the UFLS equipment and the effectiveness of the UFLS program per Requirement E.B.11.
- M.E.B.12.** Each Planning Coordinator shall have dated evidence such as reports, data gathered from an historical event, or other dated documentation to show that it participated in a UFLS design assessment per Requirements E.B.12 and E.B.4 if UFLS program deficiencies are identified in E.B.11.

E #	Lower VSL	Moderate VSL	High VSL	Severe VSL
E.B.1	N/A	<p>The Planning Coordinator participated in a joint regional review with the other Planning Coordinators in the WECC Regional Entity area that developed and documented criteria but failed to include the consideration of historical events, to select portions of the BES, including interconnected portions of the BES in adjacent Planning Coordinator areas, that may form islands</p> <p>OR</p> <p>The Planning Coordinator participated in a joint regional review with the other Planning Coordinators in the WECC Regional Entity area that developed and documented criteria but failed to include the consideration of system studies, to select portions of the BES, including interconnected portions of the BES in adjacent Planning Coordinator areas, that may form islands</p>	<p>The Planning Coordinator participated in a joint regional review with the other Planning Coordinators in the WECC Regional Entity area that developed and documented criteria but failed to include the consideration of historical events and system studies, to select portions of the BES, including interconnected portions of the BES in adjacent Planning Coordinator areas, that may form islands</p>	<p>The Planning Coordinator failed to participate in a joint regional review with the other Planning Coordinators in the WECC Regional Entity area that developed and documented criteria to select portions of the BES, including interconnected portions of the BES in adjacent Planning Coordinator areas that may form islands</p>
E.B.2	N/A	N/A	<p>The Planning Coordinator identified an island(s) from the regional review to serve as a basis for designing its UFLS program but failed to include one (1) of the parts as specified in Requirement E.B.2, Parts E.B.2.1 or E.B.2.2</p>	<p>The Planning Coordinator identified an island(s) from the regional review to serve as a basis for designing its UFLS program but failed to include all of the parts as specified in Requirement E.B.2, Parts E.B.2.1 or E.B.2.2</p> <p>OR</p>

E #	Lower VSL	Moderate VSL	High VSL	Severe VSL
				<p>The Planning Coordinator failed to identify any island(s) from the regional review to serve as a basis for designing its UFLS program.</p>
E.B.3	N/A	<p>The Planning Coordinator adopted a UFLS program, coordinated across the WECC Regional Entity area that included notification of and a schedule for implementation by UFLS entities within its area, but failed to meet one (1) of the performance characteristic in Requirement E.B.3, Parts E.B.3.1, E.B.3.2, or E.B.3.3 in simulations of underfrequency conditions</p>	<p>The Planning Coordinator adopted a UFLS program, coordinated across the WECC Regional Entity area that included notification of and a schedule for implementation by UFLS entities within its area, but failed to meet two (2) of the performance characteristic in Requirement E.B.3, Parts E.B.3.1, E.B.3.2, or E.B.3.3 in simulations of underfrequency conditions</p>	<p>The Planning Coordinator adopted a UFLS program, coordinated across the WECC Regional Entity area that included notification of and a schedule for implementation by UFLS entities within its area, but failed to meet all the performance characteristic in Requirement E.B.3, Parts E.B.3.1, E.B.3.2, and E.B.3.3 in simulations of underfrequency conditions</p> <p>OR</p> <p>The Planning Coordinator failed to adopt a UFLS program, coordinated across the WECC Regional Entity area, including notification of and a schedule for implementation by UFLS entities within its area.</p>
E.B.4	<p>The Planning Coordinator participated in and documented a coordinated UFLS assessment with the other Planning Coordinators in the WECC Regional Entity area at least once every five years that determines through dynamic simulation whether the UFLS program design meets the performance characteristics in Requirement E.B.3 for each island</p>	<p>The Planning Coordinator participated in and documented a coordinated UFLS assessment with the other Planning Coordinators in the WECC Regional Entity area at least once every five years that determines through dynamic simulation whether the UFLS program design meets the performance characteristics in Requirement E.B.3 for each island</p>	<p>The Planning Coordinator participated in and documented a coordinated UFLS assessment with the other Planning Coordinators in the WECC Regional Entity area at least once every five years that determines through dynamic simulation whether the UFLS program design meets the performance characteristics in Requirement E.B.3 for each island</p>	<p>The Planning Coordinator participated in and documented a coordinated UFLS assessment with the other Planning Coordinators in the WECC Regional Entity area at least once every five years that determines through dynamic simulation whether the UFLS program design meets the performance characteristics in Requirement E.B.3 for each island</p>

E #	Lower VSL	Moderate VSL	High VSL	Severe VSL
	<p>identified in Requirement E.B.2 but the simulation failed to include one (1) of the items as specified in Requirement E.B.4, Parts E.B.4.1 through E.B.4.7.</p>	<p>identified in Requirement E.B.2 but the simulation failed to include two (2) of the items as specified in Requirement E.B.4, Parts E.B.4.1 through E.B.4.7.</p>	<p>identified in Requirement E.B.2 but the simulation failed to include three (3) of the items as specified in Requirement E.B.4, Parts E.B.4.1 through E.B.4.7.</p>	<p>identified in Requirement E.B.2 but the simulation failed to include four (4) or more of the items as specified in Requirement E.B.4, Parts E.B.4.1 through E.B.4.7.</p> <p>OR</p> <p>The Planning Coordinator failed to participate in and document a coordinated UFLS assessment with the other Planning Coordinators in the WECC Regional Entity area at least once every five years that determines through dynamic simulation whether the UFLS program design meets the performance characteristics in Requirement E.B.3 for each island identified in Requirement E.B.2</p>
<p>E.B.11</p>	<p>The Planning Coordinator, in whose area a BES islanding event resulting in system frequency excursions below the initializing set points of the UFLS program, participated in and documented a coordinated event assessment with all Planning Coordinators whose areas or portions of whose areas were also included in the same islanding event and evaluated the parts as specified in Requirement E.B.11, Parts E.B.11.1 and E.B.11.2 within a time greater than one year but less than or equal to 13 months of actuation.</p>	<p>The Planning Coordinator, in whose area a BES islanding event resulting in system frequency excursions below the initializing set points of the UFLS program, participated in and documented a coordinated event assessment with all Planning Coordinators whose areas or portions of whose areas were also included in the same islanding event and evaluated the parts as specified in Requirement E.B.11, Parts E.B.11.1 and E.B.11.2 within a time greater than 13 months but less than or equal to 14 months of actuation.</p>	<p>The Planning Coordinator, in whose area a BES islanding event resulting in system frequency excursions below the initializing set points of the UFLS program, participated in and documented a coordinated event assessment with all Planning Coordinators whose areas or portions of whose areas were also included in the same islanding event and evaluated the parts as specified in Requirement E.B.11, Parts E.B.11.1 and E.B.11.2 within a time greater than 14 months but less than or equal to 15 months of actuation.</p>	<p>The Planning Coordinator, in whose area a BES islanding event resulting in system frequency excursions below the initializing set points of the UFLS program, participated in and documented a coordinated event assessment with all Planning Coordinators whose areas or portions of whose areas were also included in the same islanding event and evaluated the parts as specified in Requirement E.B.11, Parts E.B.11.1 and E.B.11.2 within a time greater than 15 months of actuation.</p> <p>OR</p>

E #	Lower VSL	Moderate VSL	High VSL	Severe VSL
			<p>OR</p> <p>The Planning Coordinator, in whose area an islanding event resulting in system frequency excursions below the initializing set points of the UFLS program, participated in and documented a coordinated event assessment with all Planning Coordinators whose areas or portions of whose areas were also included in the same islanding event within one year of event actuation but failed to evaluate one (1) of the parts as specified in Requirement E.B.11, Parts E.B.11.1 or E.B.11.2.</p>	<p>The Planning Coordinator, in whose area an islanding event resulting in system frequency excursions below the initializing set points of the UFLS program, failed to participate in and document a coordinated event assessment with all Planning Coordinators whose areas or portion of whose areas were also included in the same island event and evaluate the parts as specified in Requirement E.B.11, Parts E.B.11.1 and E.B.11.2.</p> <p>OR</p> <p>The Planning Coordinator, in whose area an islanding event resulting in system frequency excursions below the initializing set points of the UFLS program, participated in and documented a coordinated event assessment with all Planning Coordinators whose areas or portions of whose areas were also included in the same islanding event within one year of event actuation but failed to evaluate all of the parts as specified in Requirement E.B.11, Parts E.B.11.1 and E.B.11.2.</p>
E.B.12	N/A	The Planning Coordinator, in which UFLS program deficiencies were identified per Requirement E.B.11, participated in and documented a coordinated UFLS design	The Planning Coordinator, in which UFLS program deficiencies were identified per Requirement E.B.11, participated in and documented a coordinated UFLS design	The Planning Coordinator, in which UFLS program deficiencies were identified per Requirement E.B.11, participated in and documented a coordinated UFLS design

E #	Lower VSL	Moderate VSL	High VSL	Severe VSL
		<p>assessment of the coordinated UFLS program with the other Planning Coordinators in the WECC Regional Entity area to consider the identified deficiencies in greater than two years but less than or equal to 25 months of event actuation.</p>	<p>assessment of the coordinated UFLS program with the other Planning Coordinators in the WECC Regional Entity area to consider the identified deficiencies in greater than 25 months but less than or equal to 26 months of event actuation.</p>	<p>assessment of the coordinated UFLS program with the other Planning Coordinators in the WECC Regional Entity area to consider the identified deficiencies in greater than 26 months of event actuation.</p> <p>OR</p> <p>The Planning Coordinator, in which UFLS program deficiencies were identified per Requirement E.B.11, failed to participate in and document a coordinated UFLS design assessment of the coordinated UFLS program with the other Planning Coordinators in the WECC Regional Entity area to consider the identified deficiencies</p>

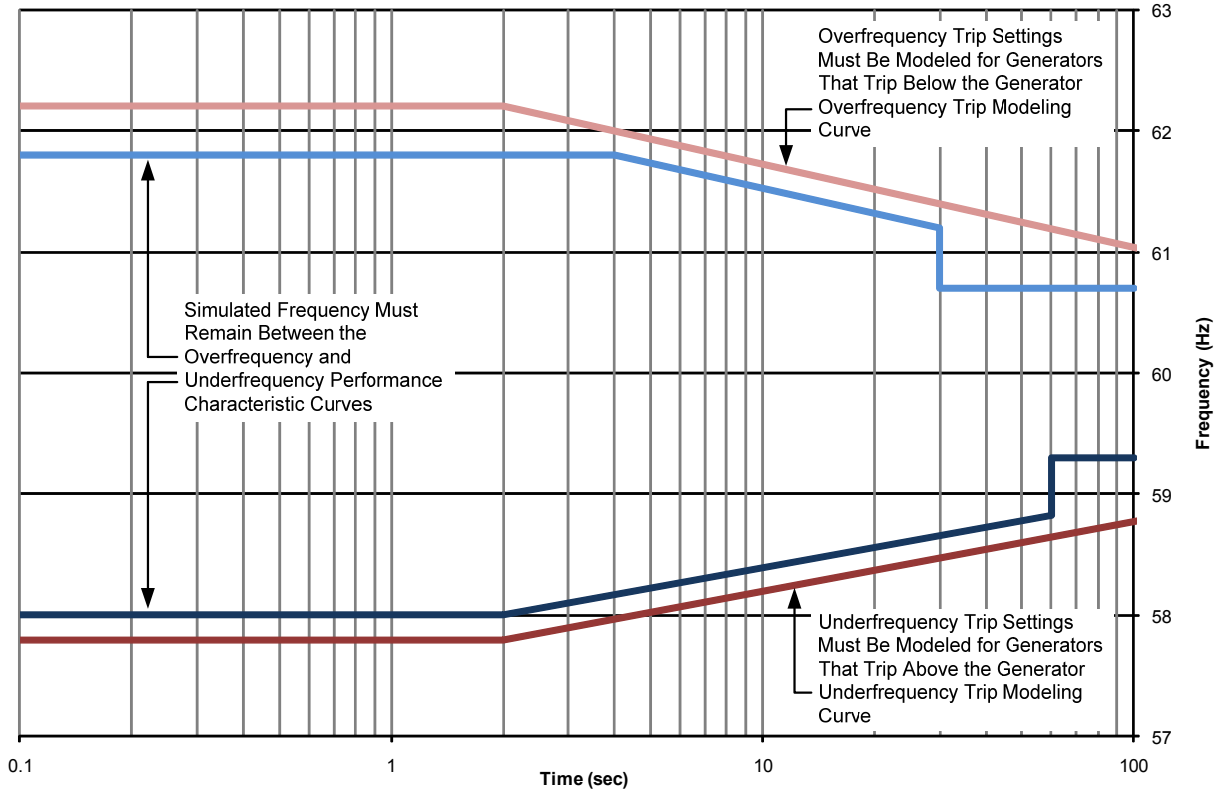
Associated Documents

Version History

Version	Date	Action	Change Tracking
1	May 25, 2010	Completed revision, merging and updating PRC-006-0, PRC-007-0 and PRC-009-0.	
1	November 4, 2010	Adopted by the Board of Trustees	
1	May 7, 2012	FERC Order issued approving PRC-006-1 (approval becomes effective July 10, 2012)	

PRC-006-1 – Attachment 1

Underfrequency Load Shedding Program Design Performance and Modeling Curves for Requirements R3 Parts 3.1-3.2 and R4 Parts 4.1-4.6



Generator Overfrequency Trip Modeling (Requirement R4 Parts 4.4-4.6)
Overfrequency Performance Characteristic (Requirement R3 Part 3.2)
Underfrequency Performance Characteristic (Requirement R3 Part 3.1)
Generator Underfrequency Trip Modeling (Requirement R4 Parts 4.1-4.3)

Curve Definitions

Generator Overfrequency Trip Modeling		Overfrequency Performance Characteristic		
$t \leq 2 \text{ s}$	$t > 2 \text{ s}$	$t \leq 4 \text{ s}$	$4 \text{ s} < t \leq 30 \text{ s}$	$t > 30 \text{ s}$
$f = 62.2 \text{ Hz}$	$f = -0.686\log(t) + 62.41 \text{ Hz}$	$f = 61.8 \text{ Hz}$	$f = -0.686\log(t) + 62.21 \text{ Hz}$	$f = 60.7 \text{ Hz}$

Generator Underfrequency Trip Modeling		Underfrequency Performance Characteristic		
$t \leq 2 \text{ s}$	$t > 2 \text{ s}$	$t \leq 2 \text{ s}$	$2 \text{ s} < t \leq 60 \text{ s}$	$t > 60 \text{ s}$
$f = 57.8 \text{ Hz}$	$f = 0.575\log(t) + 57.63 \text{ Hz}$	$f = 58.0 \text{ Hz}$	$f = 0.575\log(t) + 57.83 \text{ Hz}$	$f = 59.3 \text{ Hz}$

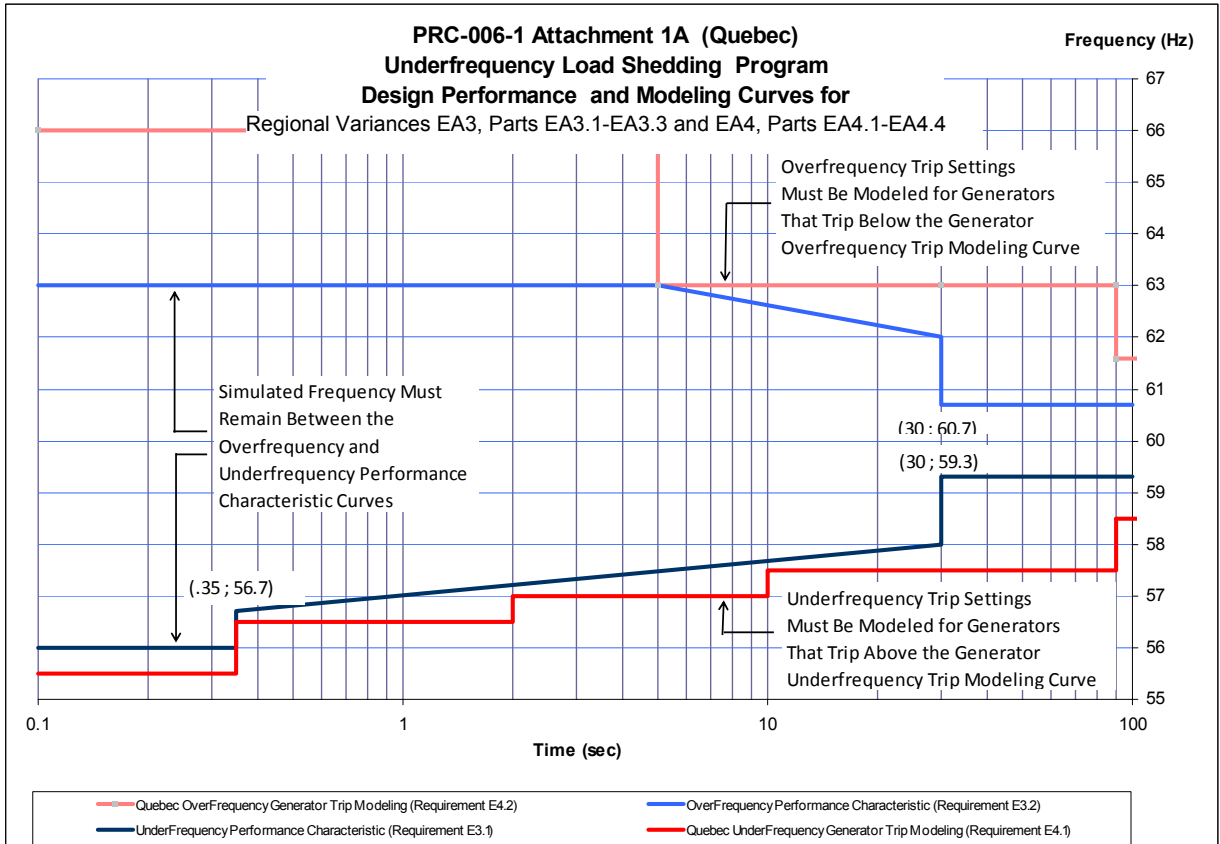


Exhibit B

PRC-006-1 Clean

A. Introduction

1. **Title:** **Automatic Underfrequency Load Shedding**
2. **Number:** PRC-006-1
3. **Purpose:** To establish design and documentation requirements for automatic underfrequency load shedding (UFLS) programs to arrest declining frequency, assist recovery of frequency following underfrequency events and provide last resort system preservation measures.
4. **Applicability:**
 - 4.1. Planning Coordinators
 - 4.2. UFLS entities shall mean all entities that are responsible for the ownership, operation, or control of UFLS equipment as required by the UFLS program established by the Planning Coordinators. Such entities may include one or more of the following:
 - 4.2.1 Transmission Owners
 - 4.2.2 Distribution Providers
 - 4.3. Transmission Owners that own Elements identified in the UFLS program established by the Planning Coordinators.
5. **(Proposed) Effective Date:**
 - 5.1. The standard, with the exception of Requirement R4, Parts 4.1 through 4.6, is effective the first day of the first calendar quarter one year after applicable regulatory approvals.
 - 5.2. Parts 4.1 through 4.6 of Requirement R4 shall become effective and enforceable one year following the receipt of generation data as required in PRC-024-1, but no sooner than one year following the first day of the first calendar quarter after applicable regulatory approvals of PRC-006-1.

B. Requirements

- R1. Each Planning Coordinator shall develop and document criteria, including consideration of historical events and system studies, to select portions of the Bulk Electric System (BES), including interconnected portions of the BES in adjacent Planning Coordinator areas and Regional Entity areas that may form islands. [*VRF: Medium*][*Time Horizon: Long-term Planning*]
- R2. Each Planning Coordinator shall identify one or more islands to serve as a basis for designing its UFLS program including: [*VRF: Medium*][*Time Horizon: Long-term Planning*]
 - 2.1. Those islands selected by applying the criteria in Requirement R1, and

- 2.2. Any portions of the BES designed to detach from the Interconnection (planned islands) as a result of the operation of a relay scheme or Special Protection System, and
 - 2.3. A single island that includes all portions of the BES in either the Regional Entity area or the Interconnection in which the Planning Coordinator's area resides. If a Planning Coordinator's area resides in multiple Regional Entity areas, each of those Regional Entity areas shall be identified as an island. Planning Coordinators may adjust island boundaries to differ from Regional Entity area boundaries by mutual consent where necessary for the sole purpose of producing contiguous regional islands more suitable for simulation.
- R3.** Each Planning Coordinator shall develop a UFLS program, including notification of and a schedule for implementation by UFLS entities within its area, that meets the following performance characteristics in simulations of underfrequency conditions resulting from an imbalance scenario, where an imbalance = $[(\text{load} - \text{actual generation output}) / (\text{load})]$, of up to 25 percent within the identified island(s). [*VRF: High*][*Time Horizon: Long-term Planning*]
- 3.1. Frequency shall remain above the Underfrequency Performance Characteristic curve in PRC-006-1 - Attachment 1, either for 60 seconds or until a steady-state condition between 59.3 Hz and 60.7 Hz is reached, and
 - 3.2. Frequency shall remain below the Overfrequency Performance Characteristic curve in PRC-006-1 - Attachment 1, either for 60 seconds or until a steady-state condition between 59.3 Hz and 60.7 Hz is reached, and
 - 3.3. Volts per Hz (V/Hz) shall not exceed 1.18 per unit for longer than two seconds cumulatively per simulated event, and shall not exceed 1.10 per unit for longer than 45 seconds cumulatively per simulated event at each generator bus and generator step-up transformer high-side bus associated with each of the following:
 - 3.3.1. Individual generating units greater than 20 MVA (gross nameplate rating) directly connected to the BES
 - 3.3.2. Generating plants/facilities greater than 75 MVA (gross aggregate nameplate rating) directly connected to the BES
 - 3.3.3. Facilities consisting of one or more units connected to the BES at a common bus with total generation above 75 MVA gross nameplate rating.
- R4.** Each Planning Coordinator shall conduct and document a UFLS design assessment at least once every five years that determines through dynamic simulation whether the UFLS program design meets the performance characteristics in Requirement R3 for each island identified in Requirement R2. The simulation shall model each of the following: [*VRF: High*][*Time Horizon: Long-term Planning*]

- 4.1. Underfrequency trip settings of individual generating units greater than 20 MVA (gross nameplate rating) directly connected to the BES that trip above the Generator Underfrequency Trip Modeling curve in PRC-006-1 - Attachment 1.
 - 4.2. Underfrequency trip settings of generating plants/facilities greater than 75 MVA (gross aggregate nameplate rating) directly connected to the BES that trip above the Generator Underfrequency Trip Modeling curve in PRC-006-1 - Attachment 1.
 - 4.3. Underfrequency trip settings of any facility consisting of one or more units connected to the BES at a common bus with total generation above 75 MVA (gross nameplate rating) that trip above the Generator Underfrequency Trip Modeling curve in PRC-006-1 - Attachment 1.
 - 4.4. Overfrequency trip settings of individual generating units greater than 20 MVA (gross nameplate rating) directly connected to the BES that trip below the Generator Overfrequency Trip Modeling curve in PRC-006-1 — Attachment 1.
 - 4.5. Overfrequency trip settings of generating plants/facilities greater than 75 MVA (gross aggregate nameplate rating) directly connected to the BES that trip below the Generator Overfrequency Trip Modeling curve in PRC-006-1 — Attachment 1.
 - 4.6. Overfrequency trip settings of any facility consisting of one or more units connected to the BES at a common bus with total generation above 75 MVA (gross nameplate rating) that trip below the Generator Overfrequency Trip Modeling curve in PRC-006-1 — Attachment 1.
 - 4.7. Any automatic Load restoration that impacts frequency stabilization and operates within the duration of the simulations run for the assessment.
- R5.** Each Planning Coordinator, whose area or portions of whose area is part of an island identified by it or another Planning Coordinator which includes multiple Planning Coordinator areas or portions of those areas, shall coordinate its UFLS program design with all other Planning Coordinators whose areas or portions of whose areas are also part of the same identified island through one of the following: *[VRF:High][Time Horizon: Long-term Planning]*
- Develop a common UFLS program design and schedule for implementation per Requirement R3 among the Planning Coordinators whose areas or portions of whose areas are part of the same identified island, or
 - Conduct a joint UFLS design assessment per Requirement R4 among the Planning Coordinators whose areas or portions of whose areas are part of the same identified island, or
 - Conduct an independent UFLS design assessment per Requirement R4 for the identified island, and in the event the UFLS design assessment fails to meet Requirement R3, identify modifications to the UFLS program(s) to meet

Requirement R3 and report these modifications as recommendations to the other Planning Coordinators whose areas or portions of whose areas are also part of the same identified island and the ERO.

- R6.** Each Planning Coordinator shall maintain a UFLS database containing data necessary to model its UFLS program for use in event analyses and assessments of the UFLS program at least once each calendar year, with no more than 15 months between maintenance activities. *[VRF: Lower][Time Horizon: Long-term Planning]*
- R7.** Each Planning Coordinator shall provide its UFLS database containing data necessary to model its UFLS program to other Planning Coordinators within its Interconnection within 30 calendar days of a request. *[VRF: Lower][Time Horizon: Long-term Planning]*
- R8.** Each UFLS entity shall provide data to its Planning Coordinator(s) according to the format and schedule specified by the Planning Coordinator(s) to support maintenance of each Planning Coordinator's UFLS database. *[VRF: Lower][Time Horizon: Long-term Planning]*
- R9.** Each UFLS entity shall provide automatic tripping of Load in accordance with the UFLS program design and schedule for application determined by its Planning Coordinator(s) in each Planning Coordinator area in which it owns assets. *[VRF: High][Time Horizon: Long-term Planning]*
- R10.** Each Transmission Owner shall provide automatic switching of its existing capacitor banks, Transmission Lines, and reactors to control over-voltage as a result of underfrequency load shedding if required by the UFLS program and schedule for application determined by the Planning Coordinator(s) in each Planning Coordinator area in which the Transmission Owner owns transmission. *[VRF: High][Time Horizon: Long-term Planning]*
- R11.** Each Planning Coordinator, in whose area a BES islanding event results in system frequency excursions below the initializing set points of the UFLS program, shall conduct and document an assessment of the event within one year of event actuation to evaluate: *[VRF: Medium][Time Horizon: Operations Assessment]*
 - 11.1.** The performance of the UFLS equipment,
 - 11.2.** The effectiveness of the UFLS program.
- R12.** Each Planning Coordinator, in whose islanding event assessment (per R11) UFLS program deficiencies are identified, shall conduct and document a UFLS design assessment to consider the identified deficiencies within two years of event actuation. *[VRF: Medium][Time Horizon: Operations Assessment]*
- R13.** Each Planning Coordinator, in whose area a BES islanding event occurred that also included the area(s) or portions of area(s) of other Planning Coordinator(s) in the same islanding event and that resulted in system frequency excursions below the initializing set points of the UFLS program, shall coordinate its event assessment (in accordance

with Requirement R11) with all other Planning Coordinators whose areas or portions of whose areas were also included in the same islanding event through one of the following: *[VRF: Medium][Time Horizon: Operations Assessment]*

- Conduct a joint event assessment per Requirement R11 among the Planning Coordinators whose areas or portions of whose areas were included in the same islanding event, or
- Conduct an independent event assessment per Requirement R11 that reaches conclusions and recommendations consistent with those of the event assessments of the other Planning Coordinators whose areas or portions of whose areas were included in the same islanding event, or
- Conduct an independent event assessment per Requirement R11 and where the assessment fails to reach conclusions and recommendations consistent with those of the event assessments of the other Planning Coordinators whose areas or portions of whose areas were included in the same islanding event, identify differences in the assessments that likely resulted in the differences in the conclusions and recommendations and report these differences to the other Planning Coordinators whose areas or portions of whose areas were included in the same islanding event and the ERO.

R14. Each Planning Coordinator shall respond to written comments submitted by UFLS entities and Transmission Owners within its Planning Coordinator area following a comment period and before finalizing its UFLS program, indicating in the written response to comments whether changes will be made or reasons why changes will not be made to the following *[VRF: Lower][Time Horizon: Long-term Planning]*:

14.1. UFLS program, including a schedule for implementation

14.2. UFLS design assessment

14.3. Format and schedule of UFLS data submittal

C. Measures

- M1.** Each Planning Coordinator shall have evidence such as reports, or other documentation of its criteria to select portions of the Bulk Electric System that may form islands including how system studies and historical events were considered to develop the criteria per Requirement R1.
- M2.** Each Planning Coordinator shall have evidence such as reports, memorandums, e-mails, or other documentation supporting its identification of an island(s) as a basis for designing a UFLS program that meet the criteria in Requirement R2, Parts 2.1 through 2.3.
- M3.** Each Planning Coordinator shall have evidence such as reports, memorandums, e-mails, program plans, or other documentation of its UFLS program, including the notification of the UFLS entities of implementation schedule, that meet the criteria in Requirement R3, Parts 3.1 through 3.3.

- M4.** Each Planning Coordinator shall have dated evidence such as reports, dynamic simulation models and results, or other dated documentation of its UFLS design assessment that demonstrates it meets Requirement R4, Parts 4.1 through 4.7.
- M5.** Each Planning Coordinator, whose area or portions of whose area is part of an island identified by it or another Planning Coordinator which includes multiple Planning Coordinator areas or portions of those areas, shall have dated evidence such as joint UFLS program design documents, reports describing a joint UFLS design assessment, letters that include recommendations, or other dated documentation demonstrating that it coordinated its UFLS program design with all other Planning Coordinators whose areas or portions of whose areas are also part of the same identified island per Requirement R5.
- M6.** Each Planning Coordinator shall have dated evidence such as a UFLS database, data requests, data input forms, or other dated documentation to show that it maintained a UFLS database for use in event analyses and assessments of the UFLS program per Requirement R6 at least once each calendar year, with no more than 15 months between maintenance activities.
- M7.** Each Planning Coordinator shall have dated evidence such as letters, memorandums, e-mails or other dated documentation that it provided their UFLS database to other Planning Coordinators within their Interconnection within 30 calendar days of a request per Requirement R7.
- M8.** Each UFLS Entity shall have dated evidence such as responses to data requests, spreadsheets, letters or other dated documentation that it provided data to its Planning Coordinator according to the format and schedule specified by the Planning Coordinator to support maintenance of the UFLS database per Requirement R8.
- M9.** Each UFLS Entity shall have dated evidence such as spreadsheets summarizing feeder load armed with UFLS relays, spreadsheets with UFLS relay settings, or other dated documentation that it provided automatic tripping of load in accordance with the UFLS program design and schedule for application per Requirement R9.
- M10.** Each Transmission Owner shall have dated evidence such as relay settings, tripping logic or other dated documentation that it provided automatic switching of its existing capacitor banks, Transmission Lines, and reactors in order to control over-voltage as a result of underfrequency load shedding if required by the UFLS program and schedule for application per Requirement R10.
- M11.** Each Planning Coordinator shall have dated evidence such as reports, data gathered from an historical event, or other dated documentation to show that it conducted an event assessment of the performance of the UFLS equipment and the effectiveness of the UFLS program per Requirement R11.
- M12.** Each Planning Coordinator shall have dated evidence such as reports, data gathered from an historical event, or other dated documentation to show that it conducted a

UFLS design assessment per Requirements R12 and R4 if UFLS program deficiencies are identified in R11.

- M13.** Each Planning Coordinator, in whose area a BES islanding event occurred that also included the area(s) or portions of area(s) of other Planning Coordinator(s) in the same islanding event and that resulted in system frequency excursions below the initializing set points of the UFLS program, shall have dated evidence such as a joint assessment report, independent assessment reports and letters describing likely reasons for differences in conclusions and recommendations, or other dated documentation demonstrating it coordinated its event assessment (per Requirement R11) with all other Planning Coordinator(s) whose areas or portions of whose areas were also included in the same islanding event per Requirement R13.
- M14.** Each Planning Coordinator shall have dated evidence of responses, such as e-mails and letters, to written comments submitted by UFLS entities and Transmission Owners within its Planning Coordinator area following a comment period and before finalizing its UFLS program per Requirement R14.

D. Compliance

1. Compliance Monitoring Process

1.1. Compliance Enforcement Authority

Regional Entity

1.2. Data Retention

Each Planning Coordinator and UFLS entity shall keep data or evidence to show compliance as identified below unless directed by its Compliance Enforcement Authority to retain specific evidence for a longer period of time as part of an investigation:

- Each Planning Coordinator shall retain the current evidence of Requirements R1, R2, R3, R4, R5, R12, and R14, Measures M1, M2, M3, M4, M5, M12, and M14 as well as any evidence necessary to show compliance since the last compliance audit.
- Each Planning Coordinator shall retain the current evidence of UFLS database update in accordance with Requirement R6, Measure M6, and evidence of the prior year's UFLS database update.
- Each Planning Coordinator shall retain evidence of any UFLS database transmittal to another Planning Coordinator since the last compliance audit in accordance with Requirement R7, Measure M7.
- Each UFLS entity shall retain evidence of UFLS data transmittal to the Planning Coordinator(s) since the last compliance audit in accordance with Requirement R8, Measure M8.

- Each UFLS entity shall retain the current evidence of adherence with the UFLS program in accordance with Requirement R9, Measure M9, and evidence of adherence since the last compliance audit.
- Transmission Owner shall retain the current evidence of adherence with the UFLS program in accordance with Requirement R10, Measure M10, and evidence of adherence since the last compliance audit.
- Each Planning Coordinator shall retain evidence of Requirements R11, and R13, and Measures M11, and M13 for 6 calendar years.

If a Planning Coordinator or UFLS entity is found non-compliant, it shall keep information related to the non-compliance until found compliant or for the retention period specified above, whichever is longer.

The Compliance Enforcement Authority shall keep the last audit records and all requested and submitted subsequent audit records.

1.3. Compliance Monitoring and Assessment Processes

- Compliance Audit
- Self-Certification
- Spot Checking
- Compliance Violation Investigation
- Self-Reporting
- Complaint

1.4. Additional Compliance Information

Not applicable.

2. Violation Severity Levels

R #	Lower VSL	Moderate VSL	High VSL	Severe VSL
R1	N/A	<p>The Planning Coordinator developed and documented criteria but failed to include the consideration of historical events, to select portions of the BES, including interconnected portions of the BES in adjacent Planning Coordinator areas and Regional Entity areas that may form islands.</p> <p>OR</p> <p>The Planning Coordinator developed and documented criteria but failed to include the consideration of system studies, to select portions of the BES, including interconnected portions of the BES in adjacent Planning Coordinator areas and Regional Entity areas, that may form islands.</p>	<p>The Planning Coordinator developed and documented criteria but failed to include the consideration of historical events and system studies, to select portions of the BES, including interconnected portions of the BES in adjacent Planning Coordinator areas and Regional Entity areas, that may form islands.</p>	<p>The Planning Coordinator failed to develop and document criteria to select portions of the BES, including interconnected portions of the BES in adjacent Planning Coordinator areas and Regional Entity areas, that may form islands.</p>
R2	N/A	<p>The Planning Coordinator identified an island(s) to serve as a basis for designing its UFLS program but failed to include one (1) of the Parts as specified in Requirement R2, Parts 2.1, 2.2, or 2.3.</p>	<p>The Planning Coordinator identified an island(s) to serve as a basis for designing its UFLS program but failed to include two (2) of the Parts as specified in Requirement R2, Parts 2.1, 2.2, or 2.3.</p>	<p>The Planning Coordinator identified an island(s) to serve as a basis for designing its UFLS program but failed to include all of the Parts as specified in Requirement R2, Parts 2.1, 2.2, or 2.3.</p> <p>OR</p> <p>The Planning Coordinator failed to identify any island(s) to serve as a basis for designing its UFLS program.</p>

R #	Lower VSL	Moderate VSL	High VSL	Severe VSL
R3	N/A	<p>The Planning Coordinator developed a UFLS program, including notification of and a schedule for implementation by UFLS entities within its area where imbalance = [(load — actual generation output) / (load)], of up to 25 percent within the identified island(s), but failed to meet one (1) of the performance characteristic in Requirement R3, Parts 3.1, 3.2, or 3.3 in simulations of underfrequency conditions.</p>	<p>The Planning Coordinator developed a UFLS program including notification of and a schedule for implementation by UFLS entities within its area where imbalance = [(load — actual generation output) / (load)], of up to 25 percent within the identified island(s), but failed to meet two (2) of the performance characteristic in Requirement R3, Parts 3.1, 3.2, or 3.3 in simulations of underfrequency conditions.</p>	<p>The Planning Coordinator developed a UFLS program including notification of and a schedule for implementation by UFLS entities within its area where imbalance = [(load — actual generation output) / (load)], of up to 25 percent within the identified island(s), but failed to meet all the performance characteristic in Requirement R3, Parts 3.1, 3.2, and 3.3 in simulations of underfrequency conditions.</p> <p>OR</p> <p>The Planning Coordinator failed to develop a UFLS program including notification of and a schedule for implementation by UFLS entities within its area</p>
R4	<p>The Planning Coordinator conducted and documented a UFLS assessment at least once every five years that determined through dynamic simulation whether the UFLS program design met the performance characteristics in Requirement R3 for each island identified in Requirement R2 but the simulation failed to include one (1) of the items as specified in Requirement R4, Parts 4.1 through 4.7.</p>	<p>The Planning Coordinator conducted and documented a UFLS assessment at least once every five years that determined through dynamic simulation whether the UFLS program design met the performance characteristics in Requirement R3 for each island identified in Requirement R2 but the simulation failed to include two (2) of the items as specified in Requirement R4, Parts 4.1 through 4.7.</p>	<p>The Planning Coordinator conducted and documented a UFLS assessment at least once every five years that determined through dynamic simulation whether the UFLS program design met the performance characteristics in Requirement R3 for each island identified in Requirement R2 but the simulation failed to include three (3) of the items as specified in Requirement R4, Parts 4.1 through 4.7.</p>	<p>The Planning Coordinator conducted and documented a UFLS assessment at least once every five years that determined through dynamic simulation whether the UFLS program design met the performance characteristics in Requirement R3 but simulation failed to include four (4) or more of the items as specified in Requirement R4, Parts 4.1 through 4.7.</p> <p>OR</p> <p>The Planning Coordinator failed to</p>

R #	Lower VSL	Moderate VSL	High VSL	Severe VSL
				conduct and document a UFLS assessment at least once every five years that determines through dynamic simulation whether the UFLS program design meets the performance characteristics in Requirement R3 for each island identified in Requirement R2
R5	N/A	N/A	N/A	The Planning Coordinator, whose area or portions of whose area is part of an island identified by it or another Planning Coordinator which includes multiple Planning Coordinator areas or portions of those areas, failed to coordinate its UFLS program design through one of the manners described in Requirement R5.
R6	N/A	N/A	N/A	The Planning Coordinator failed to maintain a UFLS database for use in event analyses and assessments of the UFLS program at least once each calendar year, with no more than 15 months between maintenance activities.
R7	The Planning Coordinator provided its UFLS database to other Planning Coordinators more than 30 calendar days and up to and including 40 calendar days following the request.	The Planning Coordinator provided its UFLS database to other Planning Coordinators more than 40 calendar days but less than and including 50 calendar days following the request.	The Planning Coordinator provided its UFLS database to other Planning Coordinators more than 50 calendar days but less than and including 60 calendar days following the request.	The Planning Coordinator provided its UFLS database to other Planning Coordinators more than 60 calendar days following the request. OR The Planning Coordinator failed to

R #	Lower VSL	Moderate VSL	High VSL	Severe VSL
				provide its UFLS database to other Planning Coordinators.
R8	The UFLS entity provided data to its Planning Coordinator(s) less than or equal to 10 calendar days following the schedule specified by the Planning Coordinator(s) to support maintenance of each Planning Coordinator's UFLS database.	The UFLS entity provided data to its Planning Coordinator(s) more than 10 calendar days but less than or equal to 15 calendar days following the schedule specified by the Planning Coordinator(s) to support maintenance of each Planning Coordinator's UFLS database. OR The UFLS entity provided data to its Planning Coordinator(s) but the data was not according to the format specified by the Planning Coordinator(s) to support maintenance of each Planning Coordinator's UFLS database.	The UFLS entity provided data to its Planning Coordinator(s) more than 15 calendar days but less than or equal to 20 calendar days following the schedule specified by the Planning Coordinator(s) to support maintenance of each Planning Coordinator's UFLS database.	The UFLS entity provided data to its Planning Coordinator(s) more than 20 calendar days following the schedule specified by the Planning Coordinator(s) to support maintenance of each Planning Coordinator's UFLS database. OR The UFLS entity failed to provide data to its Planning Coordinator(s) to support maintenance of each Planning Coordinator's UFLS database.
R9	The UFLS entity provided less than 100% but more than (and including) 95% of automatic tripping of Load in accordance with the UFLS program design and schedule for application determined by the Planning Coordinator(s) area in which it owns assets.	The UFLS entity provided less than 95% but more than (and including) 90% of automatic tripping of Load in accordance with the UFLS program design and schedule for application determined by the Planning Coordinator(s) area in which it owns assets.	The UFLS entity provided less than 90% but more than (and including) 85% of automatic tripping of Load in accordance with the UFLS program design and schedule for application determined by the Planning Coordinator(s) area in which it owns assets.	The UFLS entity provided less than 85% of automatic tripping of Load in accordance with the UFLS program design and schedule for application determined by the Planning Coordinator(s) area in which it owns assets.
R10	The Transmission Owner provided less than 100% but more than (and including) 95% automatic switching of its existing capacitor banks,	The Transmission Owner provided less than 95% but more than (and including) 90% automatic switching of its existing capacitor banks,	The Transmission Owner provided less than 90% but more than (and including) 85% automatic switching of its existing capacitor banks,	The Transmission Owner provided less than 85% automatic switching of its existing capacitor banks, Transmission Lines, and reactors

R #	Lower VSL	Moderate VSL	High VSL	Severe VSL
	Transmission Lines, and reactors to control over-voltage if required by the UFLS program and schedule for application determined by the Planning Coordinator(s) in each Planning Coordinator area in which the Transmission Owner owns transmission	Transmission Lines, and reactors to control over-voltage if required by the UFLS program and schedule for application determined by the Planning Coordinator(s) in each Planning Coordinator area in which the Transmission Owner owns transmission	Transmission Lines, and reactors to control over-voltage if required by the UFLS program and schedule for application determined by the Planning Coordinator(s) in each Planning Coordinator area in which the Transmission Owner owns transmission	to control over-voltage if required by the UFLS program and schedule for application determined by the Planning Coordinator(s) in each Planning Coordinator area in which the Transmission Owner owns transmission
R11	The Planning Coordinator, in whose area a BES islanding event resulting in system frequency excursions below the initializing set points of the UFLS program, conducted and documented an assessment of the event and evaluated the parts as specified in Requirement R11, Parts 11.1 and 11.2 within a time greater than one year but less than or equal to 13 months of actuation.	The Planning Coordinator, in whose area a BES islanding event resulting in system frequency excursions below the initializing set points of the UFLS program, conducted and documented an assessment of the event and evaluated the parts as specified in Requirement R11, Parts 11.1 and 11.2 within a time greater than 13 months but less than or equal to 14 months of actuation.	The Planning Coordinator, in whose area a BES islanding event resulting in system frequency excursions below the initializing set points of the UFLS program, conducted and documented an assessment of the event and evaluated the parts as specified in Requirement R11, Parts 11.1 and 11.2 within a time greater than 14 months but less than or equal to 15 months of actuation. OR The Planning Coordinator, in whose area an islanding event resulting in system frequency excursions below the initializing set points of the UFLS program, conducted and documented an assessment of the event within one year of event actuation but failed to evaluate one (1) of the Parts as specified in Requirement R11, Parts 11.1 or 11.2.	The Planning Coordinator, in whose area a BES islanding event resulting in system frequency excursions below the initializing set points of the UFLS program, conducted and documented an assessment of the event and evaluated the parts as specified in Requirement R11, Parts 11.1 and 11.2 within a time greater than 15 months of actuation. OR The Planning Coordinator, in whose area an islanding event resulting in system frequency excursions below the initializing set points of the UFLS program, failed to conduct and document an assessment of the event and evaluate the Parts as specified in Requirement R11, Parts 11.1 and 11.2. OR The Planning Coordinator, in

R #	Lower VSL	Moderate VSL	High VSL	Severe VSL
				<p>whose area an islanding event resulting in system frequency excursions below the initializing set points of the UFLS program, conducted and documented an assessment of the event within one year of event actuation but failed to evaluate all of the Parts as specified in Requirement R11, Parts 11.1 and 11.2.</p>
R12	N/A	<p>The Planning Coordinator, in which UFLS program deficiencies were identified per Requirement R11, conducted and documented a UFLS design assessment to consider the identified deficiencies greater than two years but less than or equal to 25 months of event actuation.</p>	<p>The Planning Coordinator, in which UFLS program deficiencies were identified per Requirement R11, conducted and documented a UFLS design assessment to consider the identified deficiencies greater than 25 months but less than or equal to 26 months of event actuation.</p>	<p>The Planning Coordinator, in which UFLS program deficiencies were identified per Requirement R11, conducted and documented a UFLS design assessment to consider the identified deficiencies greater than 26 months of event actuation.</p> <p>OR</p> <p>The Planning Coordinator, in which UFLS program deficiencies were identified per Requirement R11, failed to conduct and document a UFLS design assessment to consider the identified deficiencies.</p>
R13	N/A	N/A	N/A	<p>The Planning Coordinator, in whose area a BES islanding event occurred that also included the area(s) or portions of area(s) of other Planning Coordinator(s) in the same islanding event and that resulted in system frequency excursions below the initializing set</p>

R #	Lower VSL	Moderate VSL	High VSL	Severe VSL
				<p>points of the UFLS program, failed to coordinate its UFLS event assessment with all other Planning Coordinators whose areas or portions of whose areas were also included in the same islanding event in one of the manners described in Requirement R13</p>
<p>R14</p>	<p>N/A</p>	<p>N/A</p>	<p>N/A</p>	<p>The Planning Coordinator failed to respond to written comments submitted by UFLS entities and Transmission Owners within its Planning Coordinator area following a comment period and before finalizing its UFLS program, indicating in the written response to comments whether changes were made or reasons why changes were not made to the items in Parts 14.1 through 14.3.</p>

E. Regional Variances

E.A. Regional Variance for the Quebec Interconnection

The following Interconnection-wide variance shall be applicable in the Quebec Interconnection and replaces, in their entirety, Requirements R3 and R4 and the violation severity levels associated with Requirements R3 and R4.

- E.A.3.** Each Planning Coordinator shall develop a UFLS program, including a schedule for implementation by UFLS entities within its area, that meets the following performance characteristics in simulations of underfrequency conditions resulting from an imbalance scenario, where an imbalance = $[(\text{load} - \text{actual generation output}) / (\text{load})]$, of up to 25 percent within the identified island(s).
[VRF: High][Time Horizon: Long-term Planning]
- E.A.3.1.** Frequency shall remain above the Underfrequency Performance Characteristic curve in PRC-006-1 - Attachment 1A, either for 30 seconds or until a steady-state condition between 59.3 Hz and 60.7 Hz is reached, and
- E.A.3.2.** Frequency shall remain below the Overfrequency Performance Characteristic curve in PRC-006-1 - Attachment 1A, either for 30 seconds or until a steady-state condition between 59.3 Hz and 60.7 Hz is reached, and
- E.A.3.3.** Volts per Hz (V/Hz) shall not exceed 1.18 per unit for longer than two seconds cumulatively per simulated event, and shall not exceed 1.10 per unit for longer than 45 seconds cumulatively per simulated event at each generator bus and generator step-up transformer high-side bus associated with each of the following:
- EA.3.3.1.** Individual generating unit greater than 50 MVA (gross nameplate rating) directly connected to the BES
- EA.3.3.2.** Generating plants/facilities greater than 50 MVA (gross aggregate nameplate rating) directly connected to the BES
- EA.3.3.3.** Facilities consisting of one or more units connected to the BES at a common bus with total generation above 50 MVA gross nameplate rating.
- E.A.4.** Each Planning Coordinator shall conduct and document a UFLS design assessment at least once every five years that determines through dynamic simulation whether the UFLS program design meets the performance characteristics in Requirement E.A.3 for each island identified in Requirement R2. The simulation shall model each of the following; *[VRF: High][Time Horizon: Long-term Planning]*
- E.A.4.1** Underfrequency trip settings of individual generating units that are part of plants/facilities with a capacity of 50 MVA or more individually or cumulatively (gross nameplate rating), directly

connected to the BES that trip above the Generator Underfrequency Trip Modeling curve in PRC-006-1 - Attachment 1A, and

- E.A.4.2** Overfrequency trip settings of individual generating units that are part of plants/facilities with a capacity of 50 MVA or more individually or cumulatively (gross nameplate rating), directly connected to the BES that trip below the Generator Overfrequency Trip Modeling curve in PRC-006-1 - Attachment 2A, and
 - E.A.4.3** Any automatic Load restoration that impacts frequency stabilization and operates within the duration of the simulations run for the assessment.
- M.E.A.3.** Each Planning Coordinator shall have evidence such as reports, memorandums, e-mails, program plans, or other documentation of its UFLS program, including the notification of the UFLS entities of implementation schedule, that meet the criteria in Requirement E.A.3 Parts E.A.3.1 through EA3.3.
- M.E.A.4.** Each Planning Coordinator shall have dated evidence such as reports, dynamic simulation models and results, or other dated documentation of its UFLS design assessment that demonstrates it meets Requirement E.A.4 Parts E.A.4.1 through E.A.4.3.

E #	Lower VSL	Moderate VSL	High VSL	Severe VSL
EA3	N/A	The Planning Coordinator developed a UFLS program, including a schedule for implementation by UFLS entities within its area, but failed to meet one (1) of the performance characteristic in Parts E.A.3.1, E.A.3.2, or E.A.3.3 in simulations of underfrequency conditions	The Planning Coordinator developed a UFLS program including a schedule for implementation by UFLS entities within its area, but failed to meet two (2) of the performance characteristic in Parts E.A.3.1, E.A.3.2, or E.A.3.3 in simulations of underfrequency conditions	The Planning Coordinator developed a UFLS program including a schedule for implementation by UFLS entities within its area, but failed to meet all the performance characteristic in Parts E.A.3.1, E.A.3.2, and E.A.3.3 in simulations of underfrequency conditions OR The Planning Coordinator failed to develop a UFLS program.
EA4	N/A	The Planning Coordinator conducted and documented a UFLS assessment at least once every five years that determines through dynamic simulation whether the UFLS program design meets the performance characteristics in Requirement E.A.3 but simulation failed to include one (1) of the items as specified in Parts E.A.4.1, E.A.4.2 or E.A.4.3.	The Planning Coordinator conducted and documented a UFLS assessment at least once every five years that determines through dynamic simulation whether the UFLS program design meets the performance characteristics in Requirement E3 but simulation failed to include two (2) of the items as specified in Parts E.A.4.1, E.A.4.2 or E.A.4.3.	The Planning Coordinator conducted and documented a UFLS assessment at least once every five years that determines through dynamic simulation whether the UFLS program design meets the performance characteristics in Requirement E3 but simulation failed to include all of the items as specified in Parts E.A.4.1, E.A.4.2 and E.A.4.3. OR The Planning Coordinator failed to conduct and document a UFLS assessment at least once every five years that determines through dynamic simulation whether the UFLS program design meets the performance characteristics in Requirement E.A.3

E.B. Regional Variance for the Western Electricity Coordinating Council

The following Interconnection-wide variance shall be applicable in the Western Electricity Coordinating Council (WECC) and replaces, in their entirety, Requirements R1, R2, R3, R4, R5, R11, R12, and R13.

- E.B.1.** Each Planning Coordinator shall participate in a joint regional review with the other Planning Coordinators in the WECC Regional Entity area that develops and documents criteria, including consideration of historical events and system studies, to select portions of the Bulk Electric System (BES) that may form islands. *[VRF: Medium][Time Horizon: Long-term Planning]*
- E.B.2.** Each Planning Coordinator shall identify one or more islands from the regional review (per E.B.1) to serve as a basis for designing a region-wide coordinated UFLS program including: *[VRF: Medium][Time Horizon: Long-term Planning]*
- E.B.2.1.** Those islands selected by applying the criteria in Requirement E.B.1, and
- E.B.2.2.** Any portions of the BES designed to detach from the Interconnection (planned islands) as a result of the operation of a relay scheme or Special Protection System.
- EB.3.** Each Planning Coordinator shall adopt a UFLS program, coordinated across the WECC Regional Entity area, including notification of and a schedule for implementation by UFLS entities within its area, that meets the following performance characteristics in simulations of underfrequency conditions resulting from an imbalance scenario, where an imbalance = $[(\text{load} - \text{actual generation output}) / (\text{load})]$, of up to 25 percent within the identified island(s). *[VRF: High][Time Horizon: Long-term Planning]*
- E.B.3.1.** Frequency shall remain above the Underfrequency Performance Characteristic curve in PRC-006-1 - Attachment 1, either for 60 seconds or until a steady-state condition between 59.3 Hz and 60.7 Hz is reached, and
- E.B.3.2.** Frequency shall remain below the Overfrequency Performance Characteristic curve in PRC-006-1 - Attachment 1, either for 60 seconds or until a steady-state condition between 59.3 Hz and 60.7 Hz is reached, and
- E.B.3.3.** Volts per Hz (V/Hz) shall not exceed 1.18 per unit for longer than two seconds cumulatively per simulated event, and shall not exceed 1.10 per unit for longer than 45 seconds cumulatively per simulated event at each generator bus and generator step-up transformer high-side bus associated with each of the following:
- E.B.3.3.1.** Individual generating units greater than 20 MVA (gross nameplate rating) directly connected to the BES
- E.B.3.3.2.** Generating plants/facilities greater than 75 MVA (gross aggregate nameplate rating) directly connected to the BES

- E.B.3.3.3.** Facilities consisting of one or more units connected to the BES at a common bus with total generation above 75 MVA gross nameplate rating.
- E.B.4.** Each Planning Coordinator shall participate in and document a coordinated UFLS design assessment with the other Planning Coordinators in the WECC Regional Entity area at least once every five years that determines through dynamic simulation whether the UFLS program design meets the performance characteristics in Requirement E.B.3 for each island identified in Requirement E.B.2. The simulation shall model each of the following: *[VRF: High][Time Horizon: Long-term Planning]*
- E.B.4.1.** Underfrequency trip settings of individual generating units greater than 20 MVA (gross nameplate rating) directly connected to the BES that trip above the Generator Underfrequency Trip Modeling curve in PRC-006-1 - Attachment 1.
- E.B.4.2.** Underfrequency trip settings of generating plants/facilities greater than 75 MVA (gross aggregate nameplate rating) directly connected to the BES that trip above the Generator Underfrequency Trip Modeling curve in PRC-006-1 - Attachment 1.
- E.B.4.3.** Underfrequency trip settings of any facility consisting of one or more units connected to the BES at a common bus with total generation above 75 MVA (gross nameplate rating) that trip above the Generator Underfrequency Trip Modeling curve in PRC-006-1 - Attachment 1.
- E.B.4.4.** Overfrequency trip settings of individual generating units greater than 20 MVA (gross nameplate rating) directly connected to the BES that trip below the Generator Overfrequency Trip Modeling curve in PRC-006-1 — Attachment 1.
- E.B.4.5.** Overfrequency trip settings of generating plants/facilities greater than 75 MVA (gross aggregate nameplate rating) directly connected to the BES that trip below the Generator Overfrequency Trip Modeling curve in PRC-006-1 — Attachment 1.
- E.B.4.6.** Overfrequency trip settings of any facility consisting of one or more units connected to the BES at a common bus with total generation above 75 MVA (gross nameplate rating) that trip below the Generator Overfrequency Trip Modeling curve in PRC-006-1 — Attachment 1.
- E.B.4.7.** Any automatic Load restoration that impacts frequency stabilization and operates within the duration of the simulations run for the assessment.
- E.B.11.** Each Planning Coordinator, in whose area a BES islanding event results in system frequency excursions below the initializing set points of the UFLS program, shall participate in and document a coordinated event assessment with all affected Planning Coordinators to conduct and document an assessment of the

event within one year of event actuation to evaluate: *[VRF: Medium][Time Horizon: Operations Assessment]*

E.B.11.1. The performance of the UFLS equipment,

E.B.11.2 The effectiveness of the UFLS program

E.B.12. Each Planning Coordinator, in whose islanding event assessment (per E.B.11) UFLS program deficiencies are identified, shall participate in and document a coordinated UFLS design assessment of the UFLS program with the other Planning Coordinators in the WECC Regional Entity area to consider the identified deficiencies within two years of event actuation. *[VRF: Medium][Time Horizon: Operations Assessment]*

- M.E.B.1.** Each Planning Coordinator shall have evidence such as reports, or other documentation of its criteria, developed as part of the joint regional review with other Planning Coordinators in the WECC Regional Entity area to select portions of the Bulk Electric System that may form islands including how system studies and historical events were considered to develop the criteria per Requirement E.B.1.
- M.E.B.2.** Each Planning Coordinator shall have evidence such as reports, memorandums, e-mails, or other documentation supporting its identification of an island(s), from the regional review (per E.B.1), as a basis for designing a region-wide coordinated UFLS program that meet the criteria in Requirement E.B.2 Parts E.B.2.1 and E.B.2.2.
- M.E.B.3.** Each Planning Coordinator shall have evidence such as reports, memorandums, e-mails, program plans, or other documentation of its adoption of a UFLS program, coordinated across the WECC Regional Entity area, including the notification of the UFLS entities of implementation schedule, that meet the criteria in Requirement E.B.3 Parts E.B.3.1 through E.B.3.3.
- M.E.B.4.** Each Planning Coordinator shall have dated evidence such as reports, dynamic simulation models and results, or other dated documentation of its participation in a coordinated UFLS design assessment with the other Planning Coordinators in the WECC Regional Entity area that demonstrates it meets Requirement E.B.4 Parts E.B.4.1 through E.B.4.7.
- M.E.B.11.** Each Planning Coordinator shall have dated evidence such as reports, data gathered from an historical event, or other dated documentation to show that it participated in a coordinated event assessment of the performance of the UFLS equipment and the effectiveness of the UFLS program per Requirement E.B.11.
- M.E.B.12.** Each Planning Coordinator shall have dated evidence such as reports, data gathered from an historical event, or other dated documentation to show that it participated in a UFLS design assessment per Requirements E.B.12 and E.B.4 if UFLS program deficiencies are identified in E.B.11.

E #	Lower VSL	Moderate VSL	High VSL	Severe VSL
E.B.1	N/A	<p>The Planning Coordinator participated in a joint regional review with the other Planning Coordinators in the WECC Regional Entity area that developed and documented criteria but failed to include the consideration of historical events, to select portions of the BES, including interconnected portions of the BES in adjacent Planning Coordinator areas, that may form islands</p> <p>OR</p> <p>The Planning Coordinator participated in a joint regional review with the other Planning Coordinators in the WECC Regional Entity area that developed and documented criteria but failed to include the consideration of system studies, to select portions of the BES, including interconnected portions of the BES in adjacent Planning Coordinator areas, that may form islands</p>	<p>The Planning Coordinator participated in a joint regional review with the other Planning Coordinators in the WECC Regional Entity area that developed and documented criteria but failed to include the consideration of historical events and system studies, to select portions of the BES, including interconnected portions of the BES in adjacent Planning Coordinator areas, that may form islands</p>	<p>The Planning Coordinator failed to participate in a joint regional review with the other Planning Coordinators in the WECC Regional Entity area that developed and documented criteria to select portions of the BES, including interconnected portions of the BES in adjacent Planning Coordinator areas that may form islands</p>
E.B.2	N/A	N/A	<p>The Planning Coordinator identified an island(s) from the regional review to serve as a basis for designing its UFLS program but failed to include one (1) of the parts as specified in Requirement E.B.2, Parts E.B.2.1 or E.B.2.2</p>	<p>The Planning Coordinator identified an island(s) from the regional review to serve as a basis for designing its UFLS program but failed to include all of the parts as specified in Requirement E.B.2, Parts E.B.2.1 or E.B.2.2</p> <p>OR</p>

E #	Lower VSL	Moderate VSL	High VSL	Severe VSL
				<p>The Planning Coordinator failed to identify any island(s) from the regional review to serve as a basis for designing its UFLS program.</p>
E.B.3	N/A	<p>The Planning Coordinator adopted a UFLS program, coordinated across the WECC Regional Entity area that included notification of and a schedule for implementation by UFLS entities within its area, but failed to meet one (1) of the performance characteristic in Requirement E.B.3, Parts E.B.3.1, E.B.3.2, or E.B.3.3 in simulations of underfrequency conditions</p>	<p>The Planning Coordinator adopted a UFLS program, coordinated across the WECC Regional Entity area that included notification of and a schedule for implementation by UFLS entities within its area, but failed to meet two (2) of the performance characteristic in Requirement E.B.3, Parts E.B.3.1, E.B.3.2, or E.B.3.3 in simulations of underfrequency conditions</p>	<p>The Planning Coordinator adopted a UFLS program, coordinated across the WECC Regional Entity area that included notification of and a schedule for implementation by UFLS entities within its area, but failed to meet all the performance characteristic in Requirement E.B.3, Parts E.B.3.1, E.B.3.2, and E.B.3.3 in simulations of underfrequency conditions</p> <p>OR</p> <p>The Planning Coordinator failed to adopt a UFLS program, coordinated across the WECC Regional Entity area, including notification of and a schedule for implementation by UFLS entities within its area.</p>
E.B.4	<p>The Planning Coordinator participated in and documented a coordinated UFLS assessment with the other Planning Coordinators in the WECC Regional Entity area at least once every five years that determines through dynamic simulation whether the UFLS program design meets the performance characteristics in Requirement E.B.3 for each island</p>	<p>The Planning Coordinator participated in and documented a coordinated UFLS assessment with the other Planning Coordinators in the WECC Regional Entity area at least once every five years that determines through dynamic simulation whether the UFLS program design meets the performance characteristics in Requirement E.B.3 for each island</p>	<p>The Planning Coordinator participated in and documented a coordinated UFLS assessment with the other Planning Coordinators in the WECC Regional Entity area at least once every five years that determines through dynamic simulation whether the UFLS program design meets the performance characteristics in Requirement E.B.3 for each island</p>	<p>The Planning Coordinator participated in and documented a coordinated UFLS assessment with the other Planning Coordinators in the WECC Regional Entity area at least once every five years that determines through dynamic simulation whether the UFLS program design meets the performance characteristics in Requirement E.B.3 for each island</p>

E #	Lower VSL	Moderate VSL	High VSL	Severe VSL
	<p>identified in Requirement E.B.2 but the simulation failed to include one (1) of the items as specified in Requirement E.B.4, Parts E.B.4.1 through E.B.4.7.</p>	<p>identified in Requirement E.B.2 but the simulation failed to include two (2) of the items as specified in Requirement E.B.4, Parts E.B.4.1 through E.B.4.7.</p>	<p>identified in Requirement E.B.2 but the simulation failed to include three (3) of the items as specified in Requirement E.B.4, Parts E.B.4.1 through E.B.4.7.</p>	<p>identified in Requirement E.B.2 but the simulation failed to include four (4) or more of the items as specified in Requirement E.B.4, Parts E.B.4.1 through E.B.4.7.</p> <p>OR</p> <p>The Planning Coordinator failed to participate in and document a coordinated UFLS assessment with the other Planning Coordinators in the WECC Regional Entity area at least once every five years that determines through dynamic simulation whether the UFLS program design meets the performance characteristics in Requirement E.B.3 for each island identified in Requirement E.B.2</p>
<p>E.B.11</p>	<p>The Planning Coordinator, in whose area a BES islanding event resulting in system frequency excursions below the initializing set points of the UFLS program, participated in and documented a coordinated event assessment with all Planning Coordinators whose areas or portions of whose areas were also included in the same islanding event and evaluated the parts as specified in Requirement E.B.11, Parts E.B.11.1 and E.B.11.2 within a time greater than one year but less than or equal to 13 months of actuation.</p>	<p>The Planning Coordinator, in whose area a BES islanding event resulting in system frequency excursions below the initializing set points of the UFLS program, participated in and documented a coordinated event assessment with all Planning Coordinators whose areas or portions of whose areas were also included in the same islanding event and evaluated the parts as specified in Requirement E.B.11, Parts E.B.11.1 and E.B.11.2 within a time greater than 13 months but less than or equal to 14 months of actuation.</p>	<p>The Planning Coordinator, in whose area a BES islanding event resulting in system frequency excursions below the initializing set points of the UFLS program, participated in and documented a coordinated event assessment with all Planning Coordinators whose areas or portions of whose areas were also included in the same islanding event and evaluated the parts as specified in Requirement E.B.11, Parts E.B.11.1 and E.B.11.2 within a time greater than 14 months but less than or equal to 15 months of actuation.</p>	<p>The Planning Coordinator, in whose area a BES islanding event resulting in system frequency excursions below the initializing set points of the UFLS program, participated in and documented a coordinated event assessment with all Planning Coordinators whose areas or portions of whose areas were also included in the same islanding event and evaluated the parts as specified in Requirement E.B.11, Parts E.B.11.1 and E.B.11.2 within a time greater than 15 months of actuation.</p> <p>OR</p>

E #	Lower VSL	Moderate VSL	High VSL	Severe VSL
			<p>OR</p> <p>The Planning Coordinator, in whose area an islanding event resulting in system frequency excursions below the initializing set points of the UFLS program, participated in and documented a coordinated event assessment with all Planning Coordinators whose areas or portions of whose areas were also included in the same islanding event within one year of event actuation but failed to evaluate one (1) of the parts as specified in Requirement E.B.11, Parts E.B.11.1 or E.B.11.2.</p>	<p>The Planning Coordinator, in whose area an islanding event resulting in system frequency excursions below the initializing set points of the UFLS program, failed to participate in and document a coordinated event assessment with all Planning Coordinators whose areas or portion of whose areas were also included in the same island event and evaluate the parts as specified in Requirement E.B.11, Parts E.B.11.1 and E.B.11.2.</p> <p>OR</p> <p>The Planning Coordinator, in whose area an islanding event resulting in system frequency excursions below the initializing set points of the UFLS program, participated in and documented a coordinated event assessment with all Planning Coordinators whose areas or portions of whose areas were also included in the same islanding event within one year of event actuation but failed to evaluate all of the parts as specified in Requirement E.B.11, Parts E.B.11.1 and E.B.11.2.</p>
E.B.12	N/A	The Planning Coordinator, in which UFLS program deficiencies were identified per Requirement E.B.11, participated in and documented a coordinated UFLS design	The Planning Coordinator, in which UFLS program deficiencies were identified per Requirement E.B.11, participated in and documented a coordinated UFLS design	The Planning Coordinator, in which UFLS program deficiencies were identified per Requirement E.B.11, participated in and documented a coordinated UFLS design

E #	Lower VSL	Moderate VSL	High VSL	Severe VSL
		<p>assessment of the coordinated UFLS program with the other Planning Coordinators in the WECC Regional Entity area to consider the identified deficiencies in greater than two years but less than or equal to 25 months of event actuation.</p>	<p>assessment of the coordinated UFLS program with the other Planning Coordinators in the WECC Regional Entity area to consider the identified deficiencies in greater than 25 months but less than or equal to 26 months of event actuation.</p>	<p>assessment of the coordinated UFLS program with the other Planning Coordinators in the WECC Regional Entity area to consider the identified deficiencies in greater than 26 months of event actuation.</p> <p>OR</p> <p>The Planning Coordinator, in which UFLS program deficiencies were identified per Requirement E.B.11, failed to participate in and document a coordinated UFLS design assessment of the coordinated UFLS program with the other Planning Coordinators in the WECC Regional Entity area to consider the identified deficiencies</p>

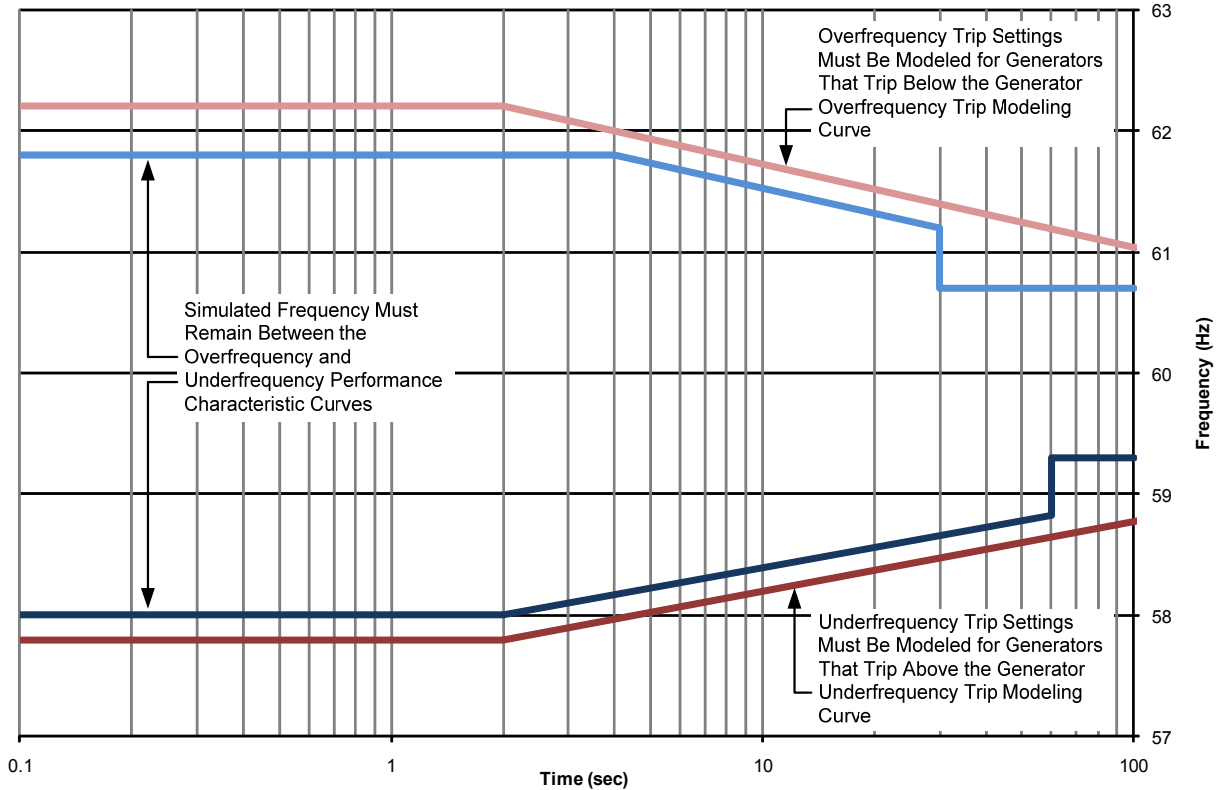
Associated Documents

Version History

Version	Date	Action	Change Tracking
1	May 25, 2010	Completed revision, merging and updating PRC-006-0, PRC-007-0 and PRC-009-0.	
1	November 4, 2010	Adopted by the Board of Trustees	
1	May 7, 2012	FERC Order issued approving PRC-006-1 (approval becomes effective July 10, 2012)	

PRC-006-1 – Attachment 1

Underfrequency Load Shedding Program Design Performance and Modeling Curves for Requirements R3 Parts 3.1-3.2 and R4 Parts 4.1-4.6



— Generator Overfrequency Trip Modeling (Requirement R4 Parts 4.4-4.6)
— Overfrequency Performance Characteristic (Requirement R3 Part 3.2)
— Underfrequency Performance Characteristic (Requirement R3 Part 3.1)
— Generator Underfrequency Trip Modeling (Requirement R4 Parts 4.1-4.3)

Curve Definitions

Generator Overfrequency Trip Modeling		Overfrequency Performance Characteristic		
$t \leq 2$ s	$t > 2$ s	$t \leq 4$ s	4 s $<$ $t \leq 30$ s	$t > 30$ s
$f = 62.2$ Hz	$f = -0.686\log(t) + 62.41$ Hz	$f = 61.8$ Hz	$f = -0.686\log(t) + 62.21$ Hz	$f = 60.7$ Hz

Generator Underfrequency Trip Modeling		Underfrequency Performance Characteristic		
$t \leq 2$ s	$t > 2$ s	$t \leq 2$ s	2 s $<$ $t \leq 60$ s	$t > 60$ s
$f = 57.8$ Hz	$f = 0.575\log(t) + 57.63$ Hz	$f = 58.0$ Hz	$f = 0.575\log(t) + 57.83$ Hz	$f = 59.3$ Hz

